Dog and cat Christmas stocking

Needlepoint pattern | 143 x 234 stitches | 11 x 18 in (27.9 x 45.7 cm) on 13 mesh | 22 colors



Thread key, DMC

			stitches	yards	skeins
●	**154**	Very Dark Grape	4,557	44	7
■	**433**	Medium Brown	2,773	27	5
▲	**500**	Very Dark Blue Green	2,370	23	4
◆	**3371**	Black Brown	2,277	22	4
▼	**977**	Light Golden Brown	1,444	14	3
★	**3826**	Golden Brown	1,335	13	2
❖	**3834**	Dark Grape	1,209	12	2
X	**3827**	Pale Golden Brown	941	9	2
O	**801**	Dark Coffee Brown	936	9	2
+	**367**	Dark Pistachio Green	738	7	2
=	**647**	Medium Beaver Gray	705	7	2
Z	**321**	Red	686	7	1
A	**844**	Ultra Dark Beaver Gray	485	5	1
V	**646**	Dark Beaver Gray	441	5	1
T	**822**	Light Beige Gray	426	5	1
N	**3756**	Ultra Very Light Baby Blue	423	5	1
S	**939**	Very Dark Navy Blue	393	4	1
K	**791**	Very Dark Cornflower Blue	340	4	1
E	**921**	Copper	293	3	1
C	**745**	Light Pale Yellow	79	1	1
P	**156**	Medium Light Blue Violet	60	1	1
U	**3807**	Cornflower Blue	9	1	1

One chart square is one tent stitch over one canvas intersection.

Cut the canvas at least 15 x 22 in (38.1 x 55.9 cm) for 13 mesh: the design and 2 in (5.1 cm) of margin on every side.

22,920 stitches in all, inside the outline: the chart is 143 x 234 at its widest and tallest. Start from the center: a red arrow above the chart marks the center column, and one to the left of it the center row. The arrows are on the pages those lines cross.

The chart is on 4 pages, each cut to what is stitched: bare canvas has no page, and a join falls on plain ground where it can. Pages 2 and 3 are turned on their side, for a part that is wider than it is tall. Where chart pages join, gray squares repeat two rows or columns. The small picture at the top of each chart page shows which part it is.

For a name: the dashed box on the cuff is its plain part, 82 x 37 stitches, columns 62 to 143 and rows 1 to 37. The two red marks in it are its middle (between columns 102 and 103): center the name there, not under the arrow of the whole chart.

Thread: six-strand floss, 7 or 8 strands in the needle on 13 mesh (counted at 8), about 46 skeins of 8.7 yd in all. Or pearl cotton size 3, 1 strand, about 27 skeins of 16.4 yd; or tapestry wool, 1 strand, about 38 skeins of 8.7 yd; or Persian wool, 2 strands, about 31 skeins of 8 yd. Wool is numbered differently: match it by eye. Needle: tapestry, size 20.

Yards and skeins are estimates: the thread a stitch takes on the front and back of 13 mesh canvas, plus 30 percent, rounded up for each color (about 228 yards in all, as the thread lies in the needle).

Thread colors are approximate screen matches to DMC numbers. Check against real thread before you buy.

Make it a stocking: also have backing and lining fabric, cord or piping, and a loop. Finishers ask for stockings months before Christmas, and most want two extra rows all round. Ask yours before the edge, and stitch a name first. "How to finish a stocking" is a guide linked from this pattern's page.

For your own stitching, gifts and handmade pieces you sell. Do not resell or share this PDF or copies of it.

Dog and cat Christmas stocking

Needlepoint pattern

Chart 1 of 4: columns 62 to 143, rows 1 to 71

This page is the dark part of the chart



Key

- DMC 154 Very Dark Grape
- DMC 433 Medium Brown
- DMC 500
- DMC 3371 Black Brown
- DMC 977
- DMC 3826 Golden Brown
- DMC 3834 Dark Grape
- DMC 3827
- DMC 801
- DMC 367
- DMC 321 Red
- DMC 3756
- DMC 939
- DMC 791
- DMC 745 Light Pale Yellow
- DMC 156

Dog and cat Christmas stocking

Needlepoint pattern

Chart 2 of 4: columns 61 to 143, rows 72 to 140; gray squares repeat rows 70 and 71

This page is the dark part of the chart



Key

- DMC 154
- DMC 433 Medium Brown
- DMC 500
- DMC 3371 Black Brown
- DMC 977
- DMC 3826
- DMC 3834 Dark Grape
- DMC 3827
- DMC 801
- DMC 647
- DMC 321 Red
- DMC 844
- DMC 646
- DMC 822
- DMC 3756
- DMC 791
- DMC 921 Copper
- DMC 745
- DMC 156
- DMC 3807

Dog and cat Christmas stocking

Needlepoint pattern

Chart 3 of 4: columns 1 to 72, rows 141 to 234; gray squares repeat rows 139 and 140

This page is the dark part of the chart



Dog and cat Christmas stocking

Needlepoint pattern

This page is the dark part of the chart

Chart 4 of 4: columns 73 to 143, rows 141 to 234; gray squares repeat columns 71 and 72 and rows 139 and 140

