Dogs at the Christmas window pillow

Needlepoint pattern | 160 x 120 stitches | 16 x 12 in (40.6 x 30.5 cm) on 10 mesh | 24 colors



Thread key, DMC

			stitches	yards	skeins
●	BLANC	White	2,325	29	4
□	336	Navy Blue	1,961	25	3
▲	739	Ultra Very Light Tan	1,796	23	3
◆	986	Very Dark Forest Green	1,469	19	3
▼	310	Black	1,065	14	2
★	890	Ultra Dark Pistachio Green	1,060	14	2
❖	648	Light Beaver Gray	1,023	13	2
X	437	Light Tan	985	13	2
O	321	Red	912	12	2
+	814	Dark Garnet	890	11	2
=	498	Dark Red	787	10	2
Z	745	Light Pale Yellow	745	10	2
A	822	Light Beige Gray	686	9	2
V	3799	Very Dark Pewter Gray	679	9	2
T	3753	Ultra Very Light Antique Blue	539	7	1
N	976	Medium Golden Brown	452	6	1
S	3347	Medium Yellow Green	423	6	1
K	3826	Golden Brown	365	5	1
E	413	Dark Pewter Gray	241	3	1
C	3820	Dark Straw	214	3	1
P	932	Light Antique Blue	207	3	1
U	975	Dark Golden Brown	187	3	1
L	801	Dark Coffee Brown	95	2	1
2	3712	Medium Salmon	94	2	1

One chart square is one tent stitch over one canvas intersection.

Cut the canvas at least 20 x 16 in (50.8 x 40.6 cm) for 10 mesh: the design and 2 in (5.1 cm) of margin on every side.

19,200 stitches in all. Start from the center: a red arrow above the chart marks the center column, and one to the left of it the center row. The arrows are on the pages those lines cross.

The chart is divided evenly over 4 pages. Pages 2, 3, 4 and 5 are turned on their side, for a part that is wider than it is tall. Where chart pages join, gray squares repeat two rows or columns. The small picture at the top of each chart page shows which part it is.

Thread: pearl cotton size 3, 2 strands in the needle on 10 mesh, about 43 skeins of 16.4 yd in all. Or six-strand floss, 8 to 10 strands, about 58 skeins of 8.7 yd; or tapestry wool, 1 strand, about 41 skeins of 8.7 yd; or Persian wool, 3 strands, about 44 skeins of 8 yd. Wool is numbered differently: match it by eye. Needle: tapestry, size 16 or 18.

Yards and skeins are estimates: the thread a stitch takes on the front and back of 10 mesh canvas, plus 30 percent, rounded up for each color (about 251 yards in all, as the thread lies in the needle).

Thread colors are approximate screen matches to DMC numbers. Check against real thread before you buy.

Make it a pillow: also have backing fabric, an insert the size of the stitching or an inch larger, and cord or piping for the edge. The seam takes the last two rows: stitch two extra rows all round, or keep the edge plain. "How to finish a pillow" is a guide linked from this pattern's page.

For your own stitching, gifts and handmade pieces you sell. Do not resell or share this PDF.

Dogs at the Christmas window pillow

Needlepoint pattern

Chart 1 of 4: columns 1 to 80, rows 1 to 60

This page is the dark part of the chart



Dogs at the Christmas window pillow

Needlepoint pattern

Chart 2 of 4: columns 81 to 160, rows 1 to 60; gray squares repeat columns 79 and 80

This page is the dark part of the chart



Dogs at the Christmas window pillow

Needlepoint pattern

Chart 3 of 4: columns 1 to 80, rows 61 to 120; gray squares repeat rows 59 and 60

This page is the dark part of the chart



Dogs at the Christmas window pillow

Needlepoint pattern

Chart 4 of 4: columns 81 to 160, rows 61 to 120; gray squares repeat columns 79 and 80 and rows 59 and 60

This page is the dark part of the chart

