Elf sharing a scarf with a squirrel

Needlepoint pattern | 90 x 126 stitches | 5 x 7 in (12.7 x 17.8 cm) on 18 mesh | 20 colors



How to stitch it



1. Each square is one tent stitch, up at 1, down at 2. Lines in continental, right to left, the canvas upside down for the next row; wide areas in basketweave.
2. Cut 18 in of thread. Start and end it without a knot left behind.
3. Mark the middle of the canvas. It is the outlined square on page 2, column 45, row 63 (DMC 931): start there. Count threads, not holes.
4. Go on from it: picture first, background last. Gray squares are on two pages: stitch them once.
5. When it is done, block it square.

First time? How to needlepoint: flossfield.com/needlepoint/guides/how-to-start/
How to read a chart: flossfield.com/needlepoint/guides/how-to-read-a-chart/

What you need

Canvas: blank mono canvas, 18 mesh (18 threads to the inch), cut 9 in wide x 11 in high (22.9 x 27.9 cm).

Needle: blunt tapestry, size 22. Also masking tape for the cut edges, and small scissors.

Thread: six-strand floss, 20 colors, about 22 skeins in all (an estimate). Stitch with 4 strands (5 or 6 if canvas shows).

Frame it: acid-free board and a frame.
How to frame needlepoint.

Thread list, DMC

			stitches	skeins
●	3865	Winter White	1,491	2
□	779	Dark Cocoa	1,487	2
▲	3371	Black Brown	1,054	1
◆	3750	Very Dark Antique Blue	878	1
▼	931	Medium Antique Blue	828	1
★	939	Very Dark Navy Blue	822	1
❖	400	Dark Mahogany	765	1
X	3752	Very Light Antique Blue	723	1
H	436	Tan	570	1
+	745	Light Pale Yellow	535	1
=	3346	Hunter Green	532	1
Z	743	Medium Yellow	357	1
A	921	Copper	308	1
V	951	Light Tawny	204	1
T	815	Medium Garnet	197	1
N	3345	Dark Hunter Green	187	1
S	471	Very Light Avocado Green	155	1
K	402	Very Light Mahogany	120	1
E	321	Red	97	1
C	350	Medium Coral	30	1

Skeins are estimates: the thread a stitch takes on the front and back of 18 mesh canvas, plus 30 percent, rounded up for each color.
Thread colors are approximate screen matches to DMC numbers. Check against real thread before you buy.
For your own stitching, gifts and handmade pieces you sell. Do not resell or share this PDF or copies of it.

Elf sharing a scarf with a squirrel

Needlepoint pattern

Columns 1 to 90, rows 1 to 67. Start at the red outline

This page is the dark part of the chart



Key

- DMC 3865 Winter White
- DMC 779 Dark Cocoa
- DMC 3371 Black Brown
- DMC 3750 Very Dark Antique Blue
- DMC 931 Medium Antique Blue
- DMC 939 Very Dark Navy Blue
- DMC 400 Dark Mahogany
- DMC 3752 Very Light Antique Blue
- DMC 436 Tan
- DMC 745 Light Pale Yellow
- DMC 3346 Hunter Green
- DMC 743 Medium Yellow
- DMC 921 Copper
- DMC 951 Light Tawny
- DMC 3345 Dark Hunter Green
- DMC 471 Very Light Avocado Green
- DMC 402 Very Light Mahogany

Elf sharing a scarf with a squirrel

Needlepoint pattern

Columns 1 to 90, rows 68 to 126. Gray squares: charted already, do not stitch again

This page is the dark part of the chart



Key

- DMC 3865 Winter White
- DMC 779 Dark Cocoa
- DMC 3371 Black Brown
- DMC 3750 Very Dark Antique Blue
- DMC 931 Medium Antique Blue
- DMC 939 Very Dark Navy Blue
- DMC 400 Dark Mahogany
- DMC 3752 Very Light Antique Blue
- DMC 436 Tan
- DMC 745 Light Pale Yellow
- DMC 3346 Hunter Green
- DMC 743 Medium Yellow
- DMC 921 Copper
- DMC 815 Medium Garnet
- DMC 3345 Dark Hunter Green
- DMC 471 Very Light Avocado Green
- DMC 402 Very Light Mahogany
- DMC 321 Red
- DMC 350 Medium Coral