English setter in a field chair seat

Needlepoint pattern | 180 x 180 stitches | 18 x 18 in (45.7 x 45.7 cm) on 10 mesh | 23 colors



Thread key, DMC

			stitches	yards	skeins
●	**935**	Dark Avocado Green	8,538	106	13
■	**160**	Medium Gray Blue	3,441	43	6
▲	**676**	Light Old Gold	2,577	32	4
◆	**712**	Cream	2,183	27	4
▼	**919**	Red Copper	2,094	26	4
★	**833**	Light Golden Olive	1,898	24	3
❖	**159**	Light Gray Blue	1,547	20	3
X	**3011**	Dark Khaki Green	1,456	18	3
O	**3753**	Ultra Very Light Antique Blue	1,392	18	3
+	**932**	Light Antique Blue	1,306	17	2
=	**931**	Medium Antique Blue	1,224	16	2
Z	**3856**	Ultra Very Light Mahogany	1,173	15	2
A	**831**	Medium Golden Olive	615	8	1
V	**3854**	Medium Autumn Gold	574	8	1
T	**930**	Dark Antique Blue	473	6	1
N	**921**	Copper	445	6	1
S	**3821**	Straw	337	5	1
K	**3012**	Medium Khaki Green	334	5	1
E	**3042**	Light Antique Violet	289	4	1
C	**3852**	Very Dark Straw	289	4	1
P	**3013**	Light Khaki Green	92	2	1
U	**3857**	Dark Rosewood	72	1	1
L	**3371**	Black Brown	51	1	1

One chart square is one tent stitch over one canvas intersection.

Cut the canvas at least 22 x 22 in (55.9 x 55.9 cm) for 10 mesh: the design and 2 in (5.1 cm) of margin on every side.

32,400 stitches in all. Start from the center: a red arrow above the chart marks the center column, and one to the left of it the center row. The arrows are on the pages those lines cross.

The chart is divided evenly over 6 pages. Where chart pages join, gray squares repeat two rows or columns. The small picture at the top of each chart page shows which part it is.

Thread: pearl cotton size 3, 2 strands in the needle on 10 mesh, about 60 skeins of 16.4 yd in all. Or six-strand floss, 8 to 10 strands, about 90 skeins of 8.7 yd; or tapestry wool, 1 strand, about 57 skeins of 8.7 yd; or Persian wool, 3 strands, about 62 skeins of 8 yd. Wool is numbered differently: match it by eye. Needle: tapestry, size 16 or 18.

Yards and skeins are estimates: the thread a stitch takes on the front and back of 10 mesh canvas, plus 30 percent, rounded up for each color (about 412 yards in all, as the thread lies in the needle).

Thread colors are approximate screen matches to DMC numbers. Check against real thread before you buy.

When it is stitched: also have a finisher, or the fabric and cord to make it up yourself. Ask before you stitch the edge: some finishes take extra rows. "Ways to finish needlepoint" is a guide linked from this pattern's page.

For your own stitching, gifts and handmade pieces you sell. Do not resell or share this PDF or copies of it.

English setter in a field chair seat

Needlepoint pattern

Chart 1 of 6: columns 1 to 60, rows 1 to 90

This page is the dark part of the chart



English setter in a field chair seat

Needlepoint pattern

This page is the dark part of the chart

Chart 2 of 6: columns 61 to 120, rows 1 to 90; gray squares repeat columns 59 and 60

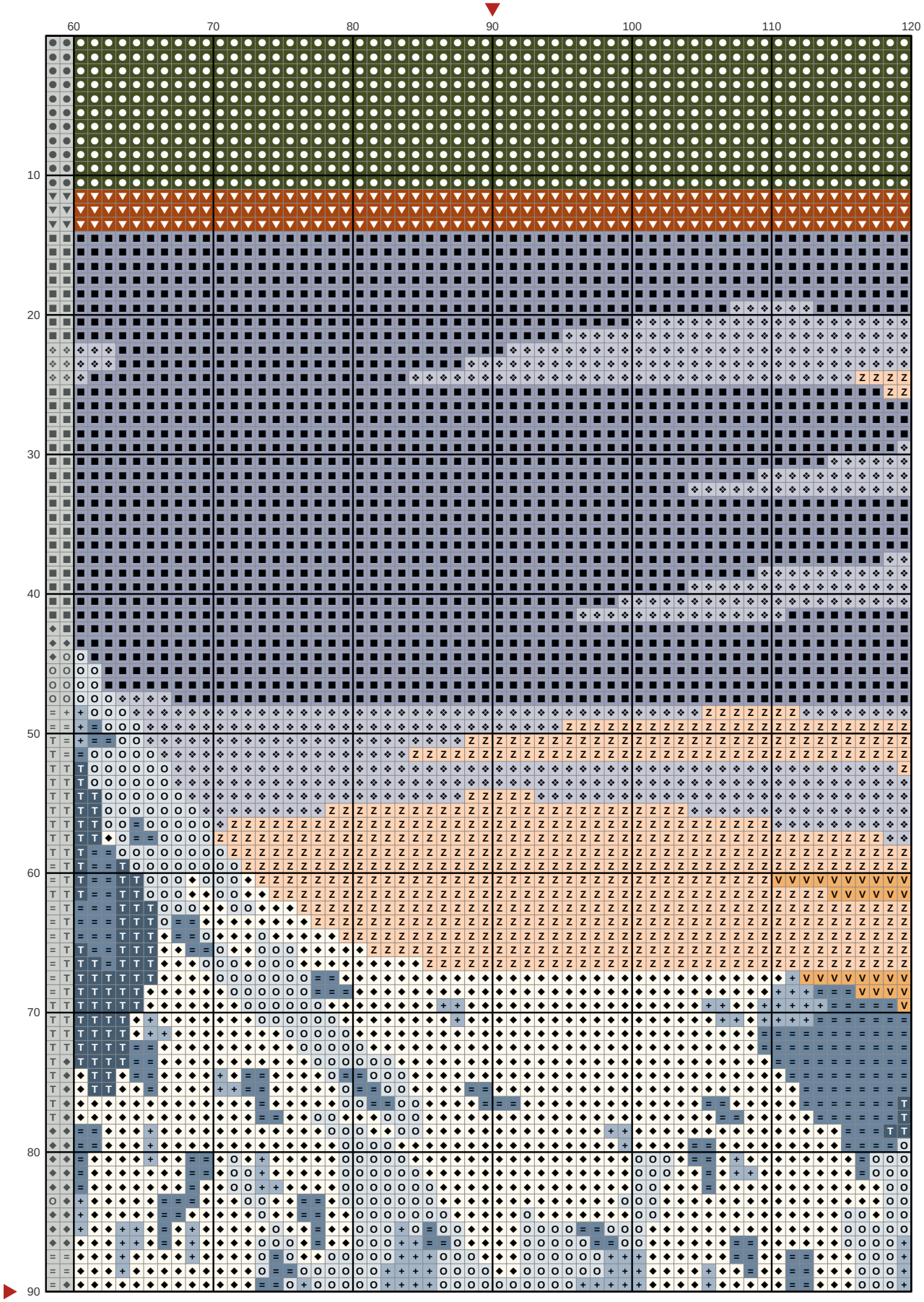

English setter in a field chair seat

Needlepoint pattern

This page is the dark part of the chart

Chart 3 of 6: columns 121 to 180, rows 1 to 90; gray squares repeat columns 119 and 120



English setter in a field chair seat

Needlepoint pattern

This page is the dark part of the chart

Chart 4 of 6: columns 1 to 60, rows 91 to 180; gray squares repeat rows 89 and 90

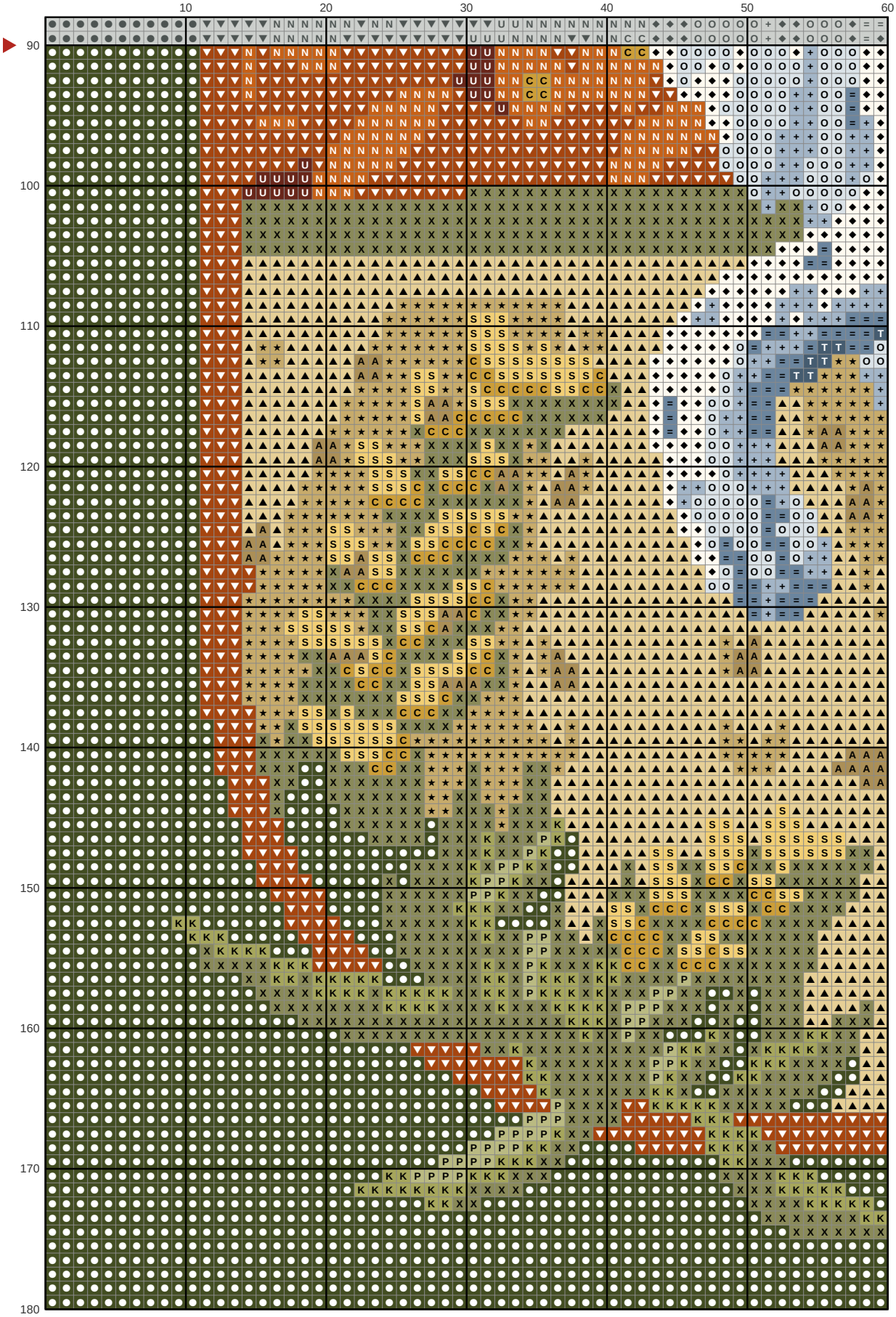

English setter in a field chair seat

Needlepoint pattern

This page is the dark part of the chart

Chart 5 of 6: columns 61 to 120, rows 91 to 180; gray squares repeat columns 59 and 60 and rows 89 and 90



English setter in a field chair seat

Needlepoint pattern

This page is the dark part of the chart

Chart 6 of 6: columns 121 to 180, rows 91 to 180; gray squares repeat columns 119 and 120 and rows 89 and 90

