Father Christmas in a village robe

Needlepoint pattern | 192 x 174 stitches | all pieces 10.7 x 9.7 in (27.1 x 24.6 cm) on 18 mesh | 25 colors



Thread key, DMC

			stitches	yards	skeins
●	939	Very Dark Navy Blue	2,162	15	2
■	739	Ultra Very Light Tan	1,768	13	2
▲	500	Very Dark Blue Green	1,595	11	2
◆	823	Dark Navy Blue	1,042	8	1
▼	3756	Ultra Very Light Baby Blue	969	7	1
★	815	Medium Garnet	952	7	1
❖	336	Navy Blue	898	7	1
X	BLANC	White	845	6	1
O	435	Very Light Brown	748	6	1
+	3752	Very Light Antique Blue	682	5	1
=	743	Medium Yellow	626	5	1
Z	738	Very Light Tan	612	5	1
A	334	Medium Baby Blue	601	5	1
V	712	Cream	572	4	1
T	931	Medium Antique Blue	472	4	1
N	801	Dark Coffee Brown	443	4	1
S	902	Very Dark Garnet	375	3	1
K	312	Very Dark Baby Blue	372	3	1
E	3325	Light Baby Blue	361	3	1
C	3363	Medium Pine Green	340	3	1
P	321	Red	329	3	1
U	3823	Ultra Pale Yellow	306	3	1
L	433	Medium Brown	34	1	1
2	938	Ultra Dark Coffee Brown	20	1	1
3	3858	Medium Rosewood	20	1	1

One chart square is one tent stitch over one canvas intersection.

Cut the canvas at least 14.7 x 13.7 in (37.3 x 34.7 cm) for 18 mesh: the design and 2 in (5.1 cm) of margin on every side.

17,144 stitches in all, in 3 pieces: the front 92 x 128, the back 92 x 128, the base 66 x 38. Leave bare canvas between the pieces, as charted, and start each from its own center.

The chart is on 5 pages, each cut to what is stitched: bare canvas has no page, and a join falls on plain ground where it can. Pages 2, 3, 4 and 5 are turned on their side, for a part that is wider than it is tall. Where chart pages join, gray squares repeat two rows or columns. The small picture at the top of each chart page shows which part it is.

Thread: six-strand floss, 4 to 6 strands in the needle on 18 mesh (counted at 6), about 28 skeins of 8.7 yd in all. Or pearl cotton size 5, 1 strand, about 25 skeins of 27.3 yd; or Persian wool, 1 strand, about 25 skeins of 8 yd. Wool is numbered differently: match it by eye. Needle: tapestry, size 22.

Yards and skeins are estimates: the thread a stitch takes on the front and back of 18 mesh canvas, plus 30 percent, rounded up for each color (about 133 yards in all, as the thread lies in the needle).

Thread colors are approximate screen matches to DMC numbers. Check against real thread before you buy.

Make it an ornament: also have board, thin batting, backing fabric and twisted cord. Stitch two or three extra rows of background all round: the edge of the board takes them. "How to finish an ornament" is a guide linked from this pattern's page.

For your own stitching, gifts and handmade pieces you sell. Do not resell or share this PDF or copies of it.

Father Christmas in a village robe

Needlepoint pattern

Chart 1 of 5: columns 14 to 96, rows 1 to 64

This page is the dark part of the chart



Key

- DMC 939 Very Dark Navy Blue
- DMC 739 Ultra Very Light Tan
- DMC 823 Dark Navy Blue
- DMC 3756
- DMC 815 Medium Garnet
- DMC 336 Navy Blue
- X DMC BLANC White
- O DMC 435 Very Light Brown
- \+ DMC 3752 Very Light Antique Blue
- = DMC 743 Medium Yellow
- Z DMC 738 Very Light Tan
- V DMC 712 Cream
- T DMC 931 Medium Antique Blue
- N DMC 801 Dark Coffee Brown
- S DMC 902 Very Dark Garnet
- K DMC 312 Very Dark Baby Blue
- U DMC 3823 Ultra Pale Yellow
- L DMC 433 Medium Brown
- 2 DMC 938 Ultra Dark Coffee Brown
- 3 DMC 3858 Medium Rosewood

Father Christmas in a village robe Needlepoint pattern

Chart 2 of 5: columns 97 to 179, rows 1 to 64; gray squares repeat columns 95 and 96

This page is the dark part of the chart



Key

- DMC 939 Very Dark Navy Blue
- DMC 500
- DMC 823 Dark Navy Blue
- DMC 336 Navy Blue
- DMC 435 Very Light Brown
- DMC 743 Medium Yellow
- DMC 738 Very Light Tan
- DMC 801 Dark Coffee Brown
- DMC 902 Very Dark Garnet
- DMC 3363
- DMC 321 Red

Father Christmas in a village robe

Needlepoint pattern

Chart 3 of 5: columns 3 to 96, rows 65 to 128; gray squares repeat rows 63 and 64

This page is the dark part of the chart



Father Christmas in a village robe

Needlepoint pattern

Chart 4 of 5: columns 97 to 190, rows 65 to 128; gray squares repeat columns 95 and 96 and rows 63 and 64

This page is the dark part of the chart



Father Christmas in a village robe Needlepoint pattern

This page is the dark part of the chart

Chart 5 of 5: columns 64 to 129, rows 129 to 174; gray squares repeat rows 127 and 128

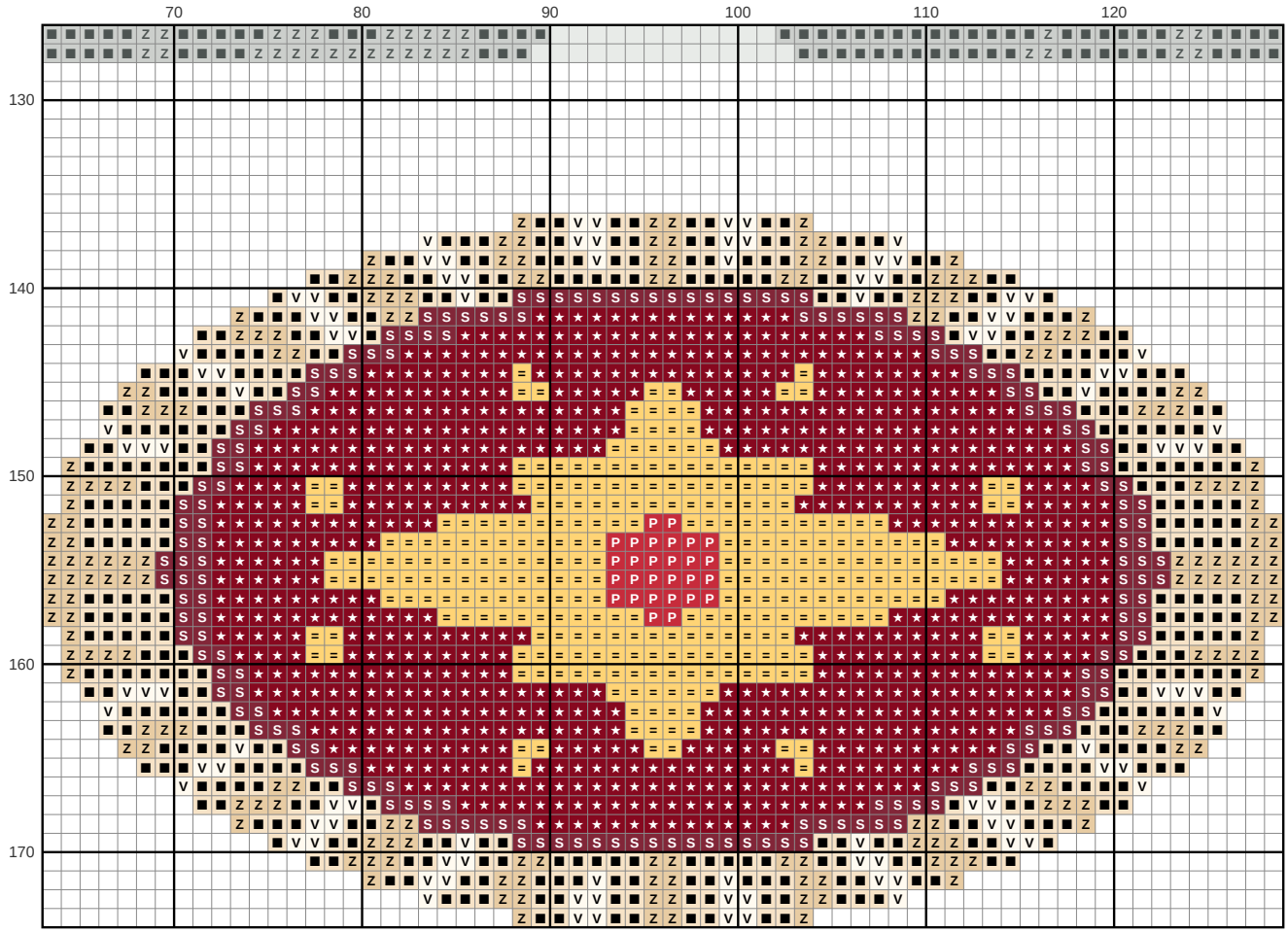

Key

- ■ **DMC 739** Ultra Very Light Tan
- ★ **DMC 815** Medium Garnet
- = **DMC 743** Medium Yellow
- Z **DMC 738** Very Light Tan
- V **DMC 712** Cream
- S **DMC 902** Very Dark Garnet
- P **DMC 321** Red