English hunt scene rug

Needlepoint pattern | 180 x 270 stitches | 18 x 27 in (45.7 x 68.6 cm) on 10 mesh | 24 colors



Thread key, DMC

			stitches	yards	skeins
●	**3750**	Very Dark Antique Blue	7,012	87	11
■	**436**	Tan	3,970	49	6
▲	**739**	Ultra Very Light Tan	3,836	48	6
◆	**3777**	Very Dark Terra Cotta	3,653	45	6
▼	**3051**	Dark Green Gray	3,284	41	5
★	**3012**	Medium Khaki Green	2,803	35	5
❖	**3011**	Dark Khaki Green	2,780	35	5
X	**932**	Light Antique Blue	2,702	34	5
O	**434**	Light Brown	2,319	29	4
+	**3013**	Light Khaki Green	2,318	29	4
=	**3752**	Very Light Antique Blue	2,214	28	4
Z	**935**	Dark Avocado Green	1,959	25	3
A	**3865**	Winter White	1,643	21	3
V	**931**	Medium Antique Blue	1,377	17	3
T	**801**	Dark Coffee Brown	1,209	15	2
N	**3371**	Black Brown	1,125	14	2
S	**930**	Dark Antique Blue	897	12	2
K	**3047**	Light Yellow Beige	869	11	2
E	**355**	Dark Terra Cotta	695	9	2
C	**3778**	Light Terra Cotta	655	9	1
P	**922**	Light Copper	485	6	1
U	**3830**	Terra Cotta	384	5	1
L	**758**	Very Light Terra Cotta	288	4	1
2	**920**	Medium Copper	123	2	1

One chart square is one tent stitch over one canvas intersection.

Cut the canvas at least 22 x 31 in (55.9 x 78.7 cm) for 10 mesh: the design and 2 in (5.1 cm) of margin on every side.

48,600 stitches in all. Start from the center: a red arrow above the chart marks the center column, and one to the left of it the center row. The arrows are on the pages those lines cross.

The chart is on 8 pages, each cut to what is stitched: bare canvas has no page, and a join falls on plain ground where it can. Pages 2 and 3 are turned on their side, for a part that is wider than it is tall. Where chart pages join, gray squares repeat two rows or columns. The small picture at the top of each chart page shows which part it is.

Thread: pearl cotton size 3, 2 strands in the needle on 10 mesh, about 85 skeins of 16.4 yd in all. Or six-strand floss, 8 to 10 strands, about 127 skeins of 8.7 yd; or tapestry wool, 1 strand, about 79 skeins of 8.7 yd; or Persian wool, 3 strands, about 89 skeins of 8 yd. Wool is numbered differently: match it by eye. Needle: tapestry, size 16 or 18.

Yards and skeins are estimates: the thread a stitch takes on the front and back of 10 mesh canvas, plus 30 percent, rounded up for each color (about 610 yards in all, as the thread lies in the needle).

Thread colors are approximate screen matches to DMC numbers. Check against real thread before you buy.

When it is stitched: also have a finisher, or the fabric and cord to make it up yourself. Ask before you stitch the edge: some finishes take extra rows. "Ways to finish needlepoint" is a guide linked from this pattern's page.

For your own stitching, gifts and handmade pieces you sell. Do not resell or share this PDF.

English hunt scene rug

Needlepoint pattern

Chart 1 of 8: columns 1 to 90, rows 1 to 69

This page is the dark part of the chart



English hunt scene rug

Needlepoint pattern

This page is the dark part of the chart

Chart 2 of 8: columns 91 to 180, rows 1 to 69; gray squares repeat columns 89 and 90



English hunt scene rug

Needlepoint pattern

This page is the dark part of the chart

Chart 3 of 8: columns 1 to 60, rows 70 to 169; gray squares repeat rows 68 and 69

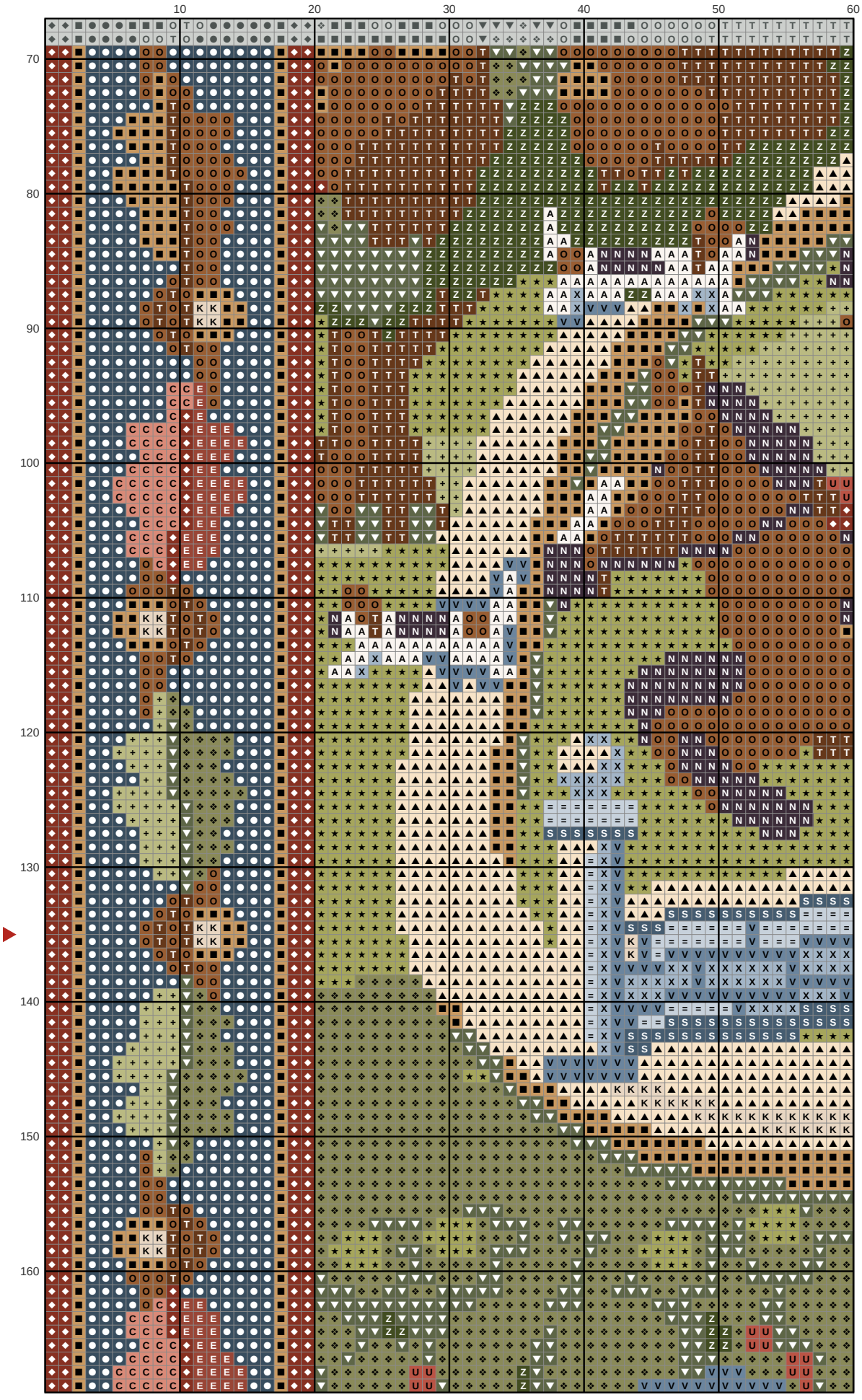

English hunt scene rug

Needlepoint pattern

This page is the dark part of the chart

Chart 4 of 8: columns 61 to 120, rows 70 to 169; gray squares repeat columns 59 and 60 and rows 68 and 69



English hunt scene rug

Needlepoint pattern

This page is the dark part of the chart

Chart 5 of 8: columns 121 to 180, rows 70 to 169; gray squares repeat columns 119 and 120 and rows 68 and 69



English hunt scene rug

Needlepoint pattern

This page is the dark part of the chart

Chart 6 of 8: columns 1 to 60, rows 170 to 270; gray squares repeat rows 168 and 169

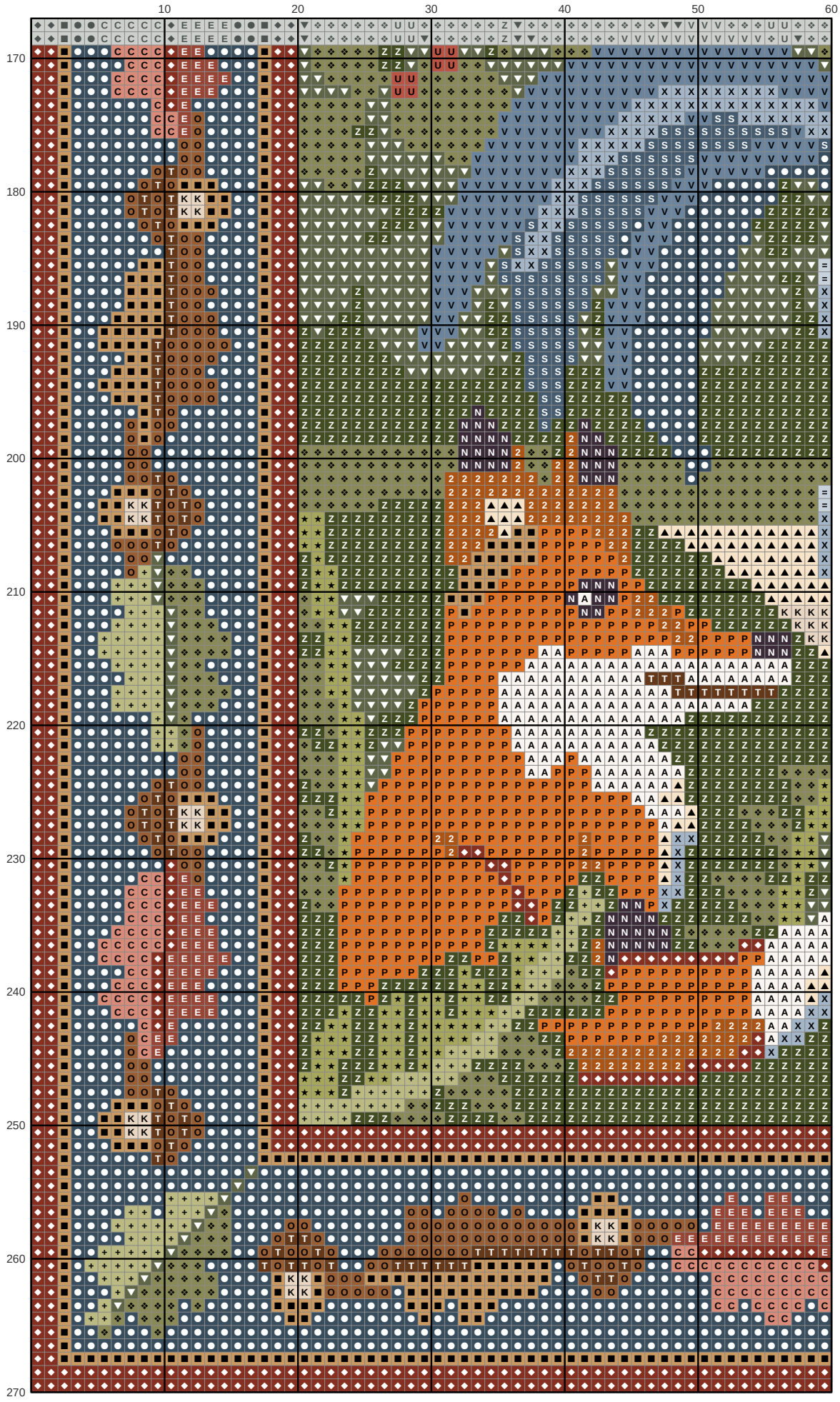

English hunt scene rug

Needlepoint pattern

This page is the dark part of the chart

Chart 7 of 8: columns 61 to 120, rows 170 to 270; gray squares repeat columns 59 and 60 and rows 168 and 169



English hunt scene rug

Needlepoint pattern

This page is the dark part of the chart

Chart 8 of 8: columns 121 to 180, rows 170 to 270; gray squares repeat columns 119 and 120 and rows 168 and 169

