Fox hunting pillow with a sly fox

Needlepoint pattern | 160 x 160 stitches | 16 x 16 in (40.6 x 40.6 cm) on 10 mesh | 24 colors



Thread key, DMC

			stitches	yards	skeins
●	**950**	Light Desert Sand	2,415	30	4
■	**3051**	Dark Green Gray	2,023	25	4
▲	**3053**	Green Gray	1,908	24	3
◆	**523**	Light Fern Green	1,742	22	3
▼	**3856**	Ultra Very Light Mahogany	1,702	21	3
★	**524**	Very Light Fern Green	1,561	20	3
❖	**3042**	Light Antique Violet	1,479	19	3
X	**746**	Off White	1,372	17	3
O	**3371**	Black Brown	1,254	16	2
+	**898**	Very Dark Coffee Brown	1,166	15	2
=	**841**	Light Beige Brown	1,010	13	2
Z	**3863**	Medium Mocha Beige	972	12	2
A	**3853**	Dark Autumn Gold	891	11	2
V	**922**	Light Copper	865	11	2
T	**920**	Medium Copper	859	11	2
N	**921**	Copper	853	11	2
S	**842**	Very Light Beige Brown	753	10	2
K	**918**	Dark Red Copper	749	10	2
E	**433**	Medium Brown	515	7	1
C	**3041**	Medium Antique Violet	437	6	1
P	**745**	Light Pale Yellow	425	6	1
U	**3820**	Dark Straw	342	5	1
L	**321**	Red	183	3	1
2	**815**	Medium Garnet	124	2	1

One chart square is one tent stitch over one canvas intersection.

Cut the canvas at least 20 x 20 in (50.8 x 50.8 cm) for 10 mesh: the design and 2 in (5.1 cm) of margin on every side.

25,600 stitches in all. Start from the center: a red arrow above the chart marks the center column, and one to the left of it the center row. The arrows are on the pages those lines cross.

The chart is on 5 pages, each cut to what is stitched: bare canvas has no page, and a join falls on plain ground where it can. Pages 2 and 3 are turned on their side, for a part that is wider than it is tall. Where chart pages join, gray squares repeat two rows or columns. The small picture at the top of each chart page shows which part it is.

Thread: pearl cotton size 3, 2 strands in the needle on 10 mesh, about 52 skeins of 16.4 yd in all. Or six-strand floss, 8 to 10 strands, about 75 skeins of 8.7 yd; or tapestry wool, 1 strand, about 50 skeins of 8.7 yd; or Persian wool, 3 strands, about 52 skeins of 8 yd. Wool is numbered differently: match it by eye. Needle: tapestry, size 16 or 18.

Yards and skeins are estimates: the thread a stitch takes on the front and back of 10 mesh canvas, plus 30 percent, rounded up for each color (about 327 yards in all, as the thread lies in the needle).

Thread colors are approximate screen matches to DMC numbers. Check against real thread before you buy.

Make it a pillow: also have backing fabric, an insert the size of the stitching or an inch larger, and cord or piping for the edge. The seam takes the last two rows: stitch two extra rows all round, or keep the edge plain. "How to finish a pillow" is a guide linked from this pattern's page.

For your own stitching, gifts and handmade pieces you sell. Do not resell or share this PDF.

Fox hunting pillow with a sly fox

Needlepoint pattern

Chart 1 of 5: columns 1 to 80, rows 1 to 69

This page is the dark part of the chart



Fox hunting pillow with a sly fox Needlepoint pattern

Chart 2 of 5: columns 81 to 160, rows 1 to 69; gray squares repeat columns 79 and 80

This page is the dark part of the chart



Fox hunting pillow with a sly fox Needlepoint pattern

Chart 3 of 5: columns 1 to 54, rows 70 to 160; gray squares repeat rows 68 and 69

This page is the dark part of the chart



Fox hunting pillow with a sly fox Needlepoint pattern

This page is the dark part of the chart

Chart 4 of 5: columns 55 to 107, rows 70 to 160; gray squares repeat columns 53 and 54 and rows 68 and 69



Fox hunting pillow with a sly fox Needlepoint pattern

This page is the dark part of the chart

Chart 5 of 5: columns 108 to 160, rows 70 to 160; gray squares repeat columns 106 and 107 and rows 68 and 69

