French woman reading on a chaise

Needlepoint pattern | 160 x 120 stitches | 16 x 12 in (40.6 x 30.5 cm) on 10 mesh | 8 colors



Thread key

			stitches	yards	skeins of pearl
●	**DMC 3808**	Ultra Very Dark Turquoise	6,924	86	11
■	**DMC 3820**	Dark Straw	3,094	39	5
▲	**DMC 347**	Very Dark Salmon	2,714	34	5
◆	**DMC 3848**	Medium Teal Green	2,204	28	4
▼	**DMC 712**	Cream	1,837	23	3
★	**DMC 782**	Dark Topaz	1,069	14	2
❖	**DMC 3371**	Black Brown	941	12	2
X	**DMC 945**	Tawny	417	6	1

One chart square is one tent stitch over one canvas intersection.

Cut the canvas at least 20 x 16 in (50.8 x 40.6 cm) for 10 mesh: the design and 2 in (5.1 cm) of margin on every side.

19,200 stitches in all. Start from the center: a red arrow above the chart marks the center column, and one to the left of it the center row. The arrows are on the pages those lines cross.

The chart is divided evenly over 4 pages. Pages 2, 3, 4 and 5 are turned on their side, for a part that is wider than it is tall. Where chart pages join, gray squares repeat two rows or columns. The small picture at the top of each chart page shows which part it is.

Thread: pearl cotton size 3, 2 strands in the needle on 10 mesh, about 33 skeins of 16.4 yd in all. Or six-strand floss, 8 to 10 strands, about 50 skeins of 8.7 yd; or tapestry wool, 1 strand, about 31 skeins of 8.7 yd; or Persian wool, 3 strands, about 33 skeins of 8 yd. Wool is numbered differently: match it by eye. Needle: tapestry, size 16 or 18.

Yards and skeins are estimates: the thread a stitch takes on the front and back of 10 mesh canvas, plus 30 percent, rounded up for each color (about 242 yards in all, as the thread lies in the needle).

Thread colors are approximate screen matches to DMC numbers. Check against real thread before you buy.

Make it a pillow: also have backing fabric, an insert the size of the stitching or an inch larger, and cord or piping for the edge. The seam takes the last two rows: stitch two extra rows all round, or keep the edge plain. "How to finish a pillow" is a guide linked from this pattern's page.

For your own stitching, gifts and handmade pieces you sell. Do not resell or share this PDF or copies of it.

French woman reading on a chaise

Needlepoint pattern

Chart 1 of 4: columns 1 to 80, rows 1 to 60

This page is the dark part of the chart



Key

- DMC 3808
- DMC 3820 Dark Straw
- DMC 347 Very Dark Salmon
- DMC 3848
- DMC 712 Cream
- DMC 782 Dark Topaz
- DMC 3371 Black Brown
- DMC 945 Tawny

French woman reading on a chaise

Needlepoint pattern

Chart 2 of 4: columns 81 to 160, rows 1 to 60; gray squares repeat columns 79 and 80

This page is the dark part of the chart



Key

- DMC 3808
- DMC 3820 Dark Straw
- DMC 347
- DMC 3848
- DMC 712 Cream
- DMC 782 Dark Topaz

French woman reading on a chaise

Needlepoint pattern

Chart 3 of 4: columns 1 to 80, rows 61 to 120; gray squares repeat rows 59 and 60

This page is the dark part of the chart



Key

- DMC 3808
- DMC 3820 Dark Straw
- DMC 347 Very Dark Salmon
- DMC 3848
- DMC 712 Cream
- DMC 782 Dark Topaz
- DMC 3371 Black Brown
- DMC 945 Tawny

French woman reading on a chaise

Needlepoint pattern

Chart 4 of 4: columns 81 to 160, rows 61 to 120; gray squares repeat columns 79 and 80 and rows 59 and 60

This page is the dark part of the chart



Key

- DMC 3808
- DMC 3820 Dark Straw
- DMC 347
- DMC 3848
- DMC 712 Cream
- DMC 782 Dark Topaz
- DMC 3371
- DMC 945 Tawny