Giraffe pillow under an acacia sunset

Needlepoint pattern | 160 x 160 stitches | 16 x 16 in (40.6 x 40.6 cm) on 10 mesh | 23 colors



How to stitch it



1. Each square is one tent stitch, up at 1, down at 2. Lines in continental, right to left, the canvas upside down for the next row; wide areas in basketweave.
2. Cut 18 in of thread. Start and end it without a knot left behind.
3. Mark the middle of the canvas. It is the outlined square on page 5, column 80, row 80 (DMC 3078): start there. Count threads, not holes.
4. Go on from it: picture first, background last. Gray squares are on two pages: stitch them once.
5. Last, two more rows all round, each stitch in the color it lies beside: the seam hides them.

First time? How to needlepoint: flossfield.com/needlepoint/guides/how-to-start/
How to read a chart: flossfield.com/needlepoint/guides/how-to-read-a-chart/

What you need

Canvas: blank mono canvas, 10 mesh (10 threads to the inch), cut 20.5 in square (52.1 cm).

Needle: blunt tapestry, size 18. Also masking tape for the cut edges, and small scissors.

Thread: pearl cotton size 3, 23 colors, about 52 skeins in all (an estimate). Stitch with 2 lengths together.

Make it a pillow: backing fabric, an insert the size of the stitching or an inch larger, and cord or piping for the edge. How to finish a pillow.

Thread list, DMC

			stitches	skeins
●	400	Dark Mahogany	2,393	4
■	553	Violet	2,023	4
▲	3371	Black Brown	1,836	4
◆	934	Black Avocado Green	1,718	3
▼	743	Medium Yellow	1,657	3
★	3078	Very Light Golden Yellow	1,580	3
❖	898	Very Dark Coffee Brown	1,517	3
X	31	Blueberry	1,503	3
H	208	Very Dark Lavender	1,389	3
+	3731	Very Dark Dusty Rose	1,287	3
=	301	Medium Mahogany	1,227	2
Z	976	Medium Golden Brown	1,057	2
A	3854	Medium Autumn Gold	937	2
V	3857	Dark Rosewood	813	2
T	3712	Medium Salmon	744	2
N	3776	Light Mahogany	666	2
S	434	Light Brown	604	1
K	936	Very Dark Avocado Green	525	1
E	722	Light Orange Spice	485	1
C	300	Very Dark Mahogany	479	1
P	3827	Pale Golden Brown	412	1
U	3726	Dark Antique Mauve	377	1
L	732	Olive Green	371	1

Skeins are estimates, with the two extra rows: the thread a stitch takes on the front and back of 10 mesh canvas, plus 30 percent, rounded up for each color.

Thread colors are approximate screen matches to DMC numbers. Check against real thread before you buy.

For your own stitching, gifts and handmade pieces you sell. Do not resell or share this PDF or copies of it.

Giraffe pillow under an acacia sunset

Needlepoint pattern

Columns 1 to 84, rows 1 to 69

This page is the dark part of the chart



Key

- **DMC 553** Violet
- **DMC 3371** Black Brown
- **DMC 934** Black Avocado Green
- **DMC 743** Medium Yellow
- **DMC 3078** Very Light Golden Yellow
- **DMC 898** Very Dark Coffee Brown
- **X** **DMC 31** Blueberry
- **H** **DMC 208** Very Dark Lavender
- **+** **DMC 3731** Very Dark Dusty Rose
- **Z** **DMC 976** Medium Golden Brown
- **A** **DMC 3854** Medium Autumn Gold
- **T** **DMC 3712** Medium Salmon
- **S** **DMC 434** Light Brown
- **K** **DMC 936** Very Dark Avocado Green
- **P** **DMC 3827** Pale Golden Brown
- **L** **DMC 732** Olive Green

Giraffe pillow under an acacia sunset

Needlepoint pattern

Columns 85 to 160, rows 1 to 69. Gray squares: charted already, do not stitch again

This page is the dark part of the chart



Key

- **DMC 400** Dark Mahogany
- **DMC 553** Violet
- **DMC 3371** Black Brown
- **DMC 934** Black Avocado Green
- **DMC 743** Medium Yellow
- **DMC 3078** Very Light Golden Yellow
- **DMC 898** Very Dark Coffee Brown
- **DMC 31** Blueberry
- **DMC 208** Very Dark Lavender
- **DMC 3731** Very Dark Dusty Rose
- **DMC 976** Medium Golden Brown
- **DMC 3854** Medium Autumn Gold
- **DMC 3857** Dark Rosewood
- **DMC 3712** Medium Salmon
- **DMC 434** Light Brown
- **DMC 936** Very Dark Avocado Green
- **DMC 3827** Pale Golden Brown
- **DMC 732** Olive Green

Giraffe pillow under an acacia sunset

Needlepoint pattern

Columns 1 to 54, rows 70 to 160. Gray squares: charted already, do not stitch again

This page is the dark part of the chart

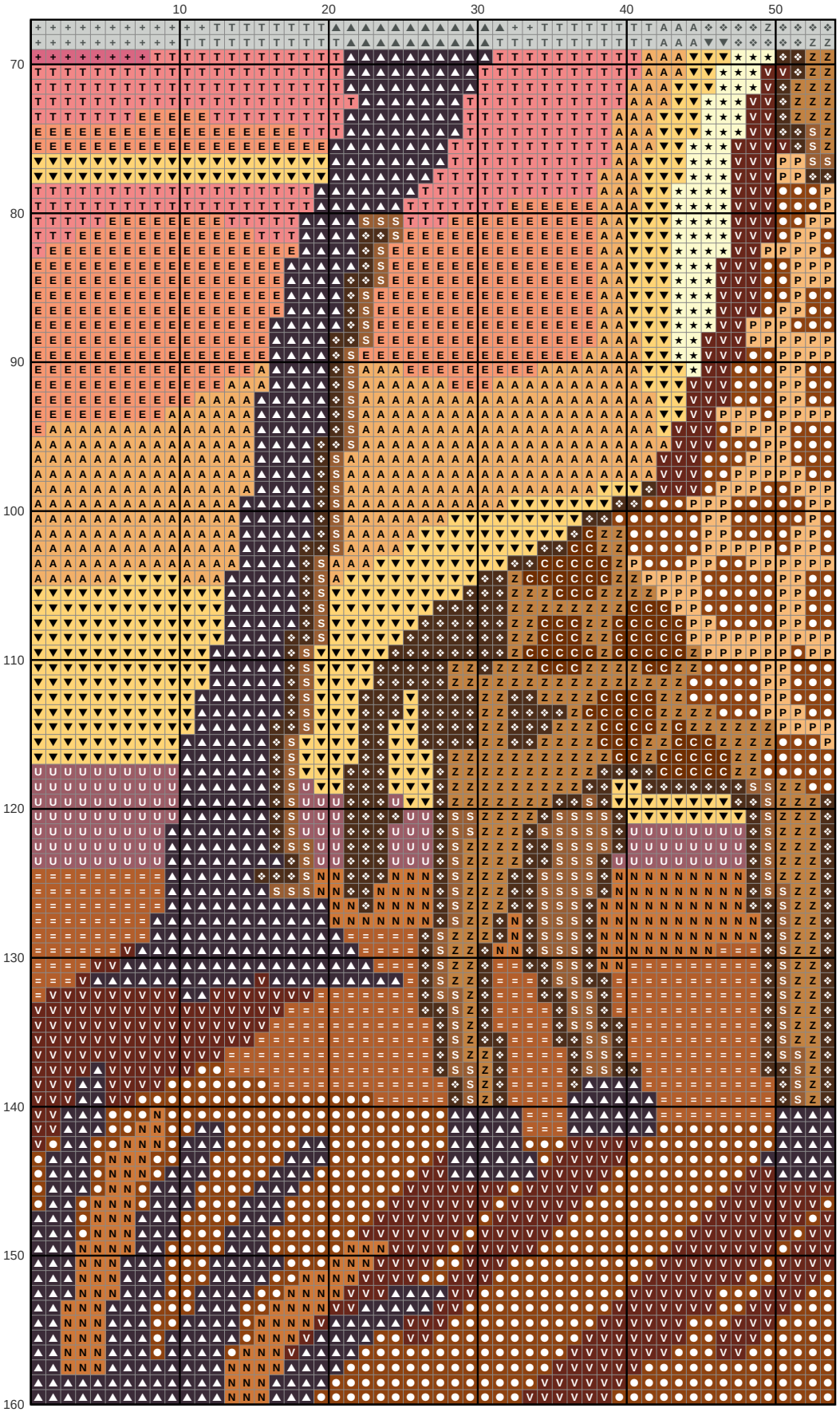

Key

- **DMC 400** Dark Mahogany
- **DMC 3371** Black Brown
- **DMC 743** Medium Yellow
- **DMC 3078** Very Light Golden Yellow
- **DMC 898** Very Dark Coffee Brown
- **DMC 3731** Very Dark Dusty Rose
- **DMC 301** Medium Mahogany
- **DMC 976** Medium Golden Brown
- **DMC 3854** Medium Autumn Gold
- **DMC 3857** Dark Rosewood
- **DMC 3712** Medium Salmon
- **DMC 3776** Light Mahogany
- **DMC 434** Light Brown
- **DMC 722** Light Orange Spice
- **DMC 300** Very Dark Mahogany
- **DMC 3827** Pale Golden Brown
- **DMC 3726** Dark Antique Mauve

Giraffe pillow under an acacia sunset

Needlepoint pattern

Columns 55 to 107, rows 70 to 160. Start at the red outline. Gray squares: charted already, do not stitch again

This page is the dark part of the chart

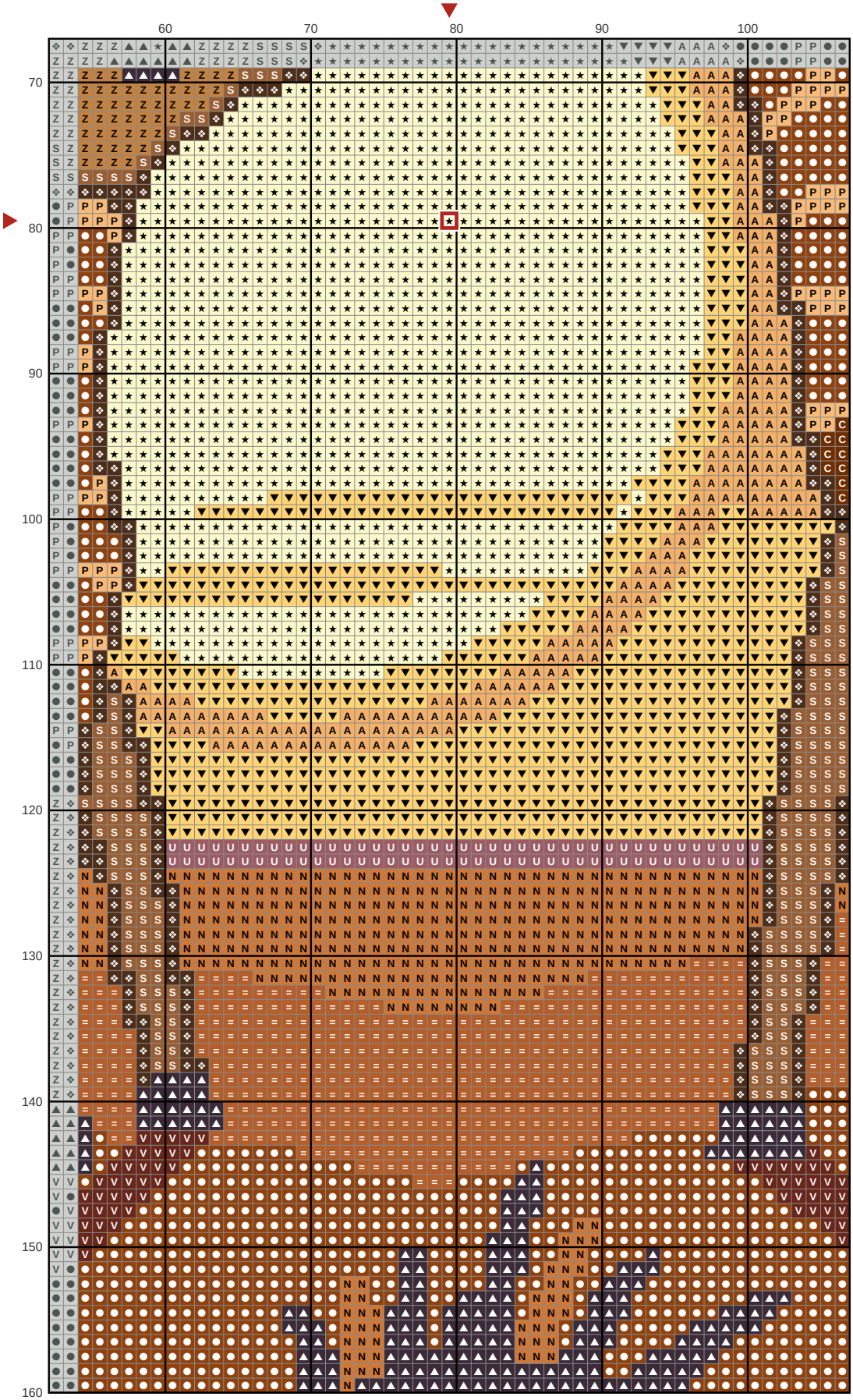

Key

- DMC 400 — Dark Mahogany
- DMC 3371 — Black Brown
- DMC 743 — Medium Yellow
- DMC 3078 — Very Light Golden Yellow
- DMC 898 — Very Dark Coffee Brown
- DMC 301 — Medium Mahogany
- DMC 976 — Medium Golden Brown
- DMC 3854 — Medium Autumn Gold
- DMC 3857 — Dark Rosewood
- DMC 3776 — Light Mahogany
- DMC 434 — Light Brown
- DMC 300 — Very Dark Mahogany
- DMC 3827 — Pale Golden Brown
- DMC 3726 — Dark Antique Mauve

Giraffe pillow under an acacia sunset

Needlepoint pattern

Columns 108 to 160, rows 70 to 160. Gray squares: charted already, do not stitch again

This page is the dark part of the chart



Key

- ● **DMC 400** Dark Mahogany
- ▲ **DMC 3371** Black Brown
- ▼ **DMC 743** Medium Yellow
- ❖ **DMC 898** Very Dark Coffee Brown
- \+ **DMC 3731** Very Dark Dusty Rose
- = **DMC 301** Medium Mahogany
- Z **DMC 976** Medium Golden Brown
- A **DMC 3854** Medium Autumn Gold
- V **DMC 3857** Dark Rosewood
- T **DMC 3712** Medium Salmon
- N **DMC 3776** Light Mahogany
- S **DMC 434** Light Brown
- E **DMC 722** Light Orange Spice
- C **DMC 300** Very Dark Mahogany
- P **DMC 3827** Pale Golden Brown
- U **DMC 3726** Dark Antique Mauve