Gnome reaching to top the tree

Needlepoint pattern | 160 x 120 stitches | 16 x 12 in (40.6 x 30.5 cm) on 10 mesh | 24 colors



How to stitch it



1. Each square is one tent stitch, up at 1, down at 2. Lines in continental, right to left, the canvas upside down for the next row; wide areas in basketweave.
2. Cut 18 in of thread. Start and end it without a knot left behind.
3. Mark the middle of the canvas. It is the outlined square on page 2, column 80, row 60 (DMC 322): start there. Count threads, not holes.
4. Go on from it: picture first, background last. Gray squares are on two pages: stitch them once.
5. Last, two more rows all round, each stitch in the color it lies beside: the seam hides them.

First time? How to needlepoint: flossfield.com/needlepoint/guides/how-to-start/
How to read a chart: flossfield.com/needlepoint/guides/how-to-read-a-chart/

What you need

Canvas: blank mono canvas, 10 mesh (10 threads to the inch), cut 20.5 in wide x 16.5 in high (52.1 x 41.9 cm).

Needle: blunt tapestry, size 18. Also masking tape for the cut edges, and small scissors.

Thread: pearl cotton size 3, 24 colors, about 43 skeins in all (an estimate). Stitch with 2 lengths together.

Make it a pillow: backing fabric, an insert the size of the stitching or an inch larger, and cord or piping for the edge. How to finish a pillow.

Thread list, DMC

			stitches	skeins
●	336	Navy Blue	3,428	6
■	312	Very Dark Baby Blue	2,301	4
▲	3865	Winter White	1,783	3
◆	3841	Pale Baby Blue	1,600	3
▼	322	Dark Baby Blue	1,587	3
★	500	Very Dark Blue Green	1,419	3
❖	326	Very Dark Rose	890	2
X	435	Very Light Brown	867	2
H	745	Light Pale Yellow	674	2
+	3371	Black Brown	542	1
=	433	Medium Brown	516	1
Z	3832	Medium Raspberry	497	1
A	469	Avocado Green	460	1
V	561	Very Dark Jade	444	1
T	160	Medium Gray Blue	437	1
N	3821	Straw	408	1
S	161	Gray Blue	371	1
K	815	Medium Garnet	354	1
E	562	Medium Jade	176	1
C	936	Very Dark Avocado Green	167	1
P	471	Very Light Avocado Green	108	1
U	758	Very Light Terra Cotta	78	1
L	3778	Light Terra Cotta	53	1
2	741	Medium Tangerine	40	1

Skeins are estimates, with the two extra rows: the thread a stitch takes on the front and back of 10 mesh canvas, plus 30 percent, rounded up for each color.

Thread colors are approximate screen matches to DMC numbers. Check against real thread before you buy.

For your own stitching, gifts and handmade pieces you sell. Do not resell or share this PDF or copies of it.

Gnome reaching to top the tree

Needlepoint pattern

Columns 1 to 84, rows 1 to 64. Start at the red outline

This page is the dark part of the chart



Key

- **DMC 336** Navy Blue
- **DMC 312** Very Dark Baby Blue
- **DMC 3865** Winter White
- **DMC 3841** Pale Baby Blue
- **DMC 322** Dark Baby Blue
- **DMC 326** Very Dark Rose
- **X** **DMC 435** Very Light Brown
- **H** **DMC 745** Light Pale Yellow
- **+** **DMC 3371** Black Brown
- **=** **DMC 433** Medium Brown
- **Z** **DMC 3832** Medium Raspberry
- **A** **DMC 469** Avocado Green
- **T** **DMC 160** Medium Gray Blue
- **N** **DMC 3821** Straw
- **K** **DMC 815** Medium Garnet
- **C** **DMC 936** Very Dark Avocado Green
- **P** **DMC 471** Very Light Avocado Green
- **U** **DMC 758** Very Light Terra Cotta
- **L** **DMC 3778** Light Terra Cotta

Gnome reaching to top the tree

Needlepoint pattern

Columns 85 to 160, rows 1 to 64. Gray squares: charted already, do not stitch again

This page is the dark part of the chart



Key

- **DMC 336** Navy Blue
- **DMC 312** Very Dark Baby Blue
- **DMC 3865** Winter White
- **DMC 3841** Pale Baby Blue
- **DMC 322** Dark Baby Blue
- **DMC 500** Very Dark Blue Green
- **DMC 326** Very Dark Rose
- **DMC 435** Very Light Brown
- **DMC 745** Light Pale Yellow
- **DMC 3832** Medium Raspberry
- **DMC 469** Avocado Green
- **DMC 561** Very Dark Jade
- **DMC 160** Medium Gray Blue
- **DMC 3821** Straw
- **DMC 815** Medium Garnet
- **DMC 562** Medium Jade
- **DMC 936** Very Dark Avocado Green
- **DMC 471** Very Light Avocado Green
- **DMC 741** Medium Tangerine

Gnome reaching to top the tree

Needlepoint pattern

Columns 1 to 84, rows 65 to 120. Gray squares: charted already, do not stitch again

This page is the dark part of the chart



Key

- ▲ **DMC 3865** Winter White
- ◆ **DMC 3841** Pale Baby Blue
- ▼ **DMC 322** Dark Baby Blue
- ★ **DMC 500** Very Dark Blue Green
- ❖ **DMC 326** Very Dark Rose
- X **DMC 435** Very Light Brown
- H **DMC 745** Light Pale Yellow
- \+ **DMC 3371** Black Brown
- = **DMC 433** Medium Brown
- V **DMC 561** Very Dark Jade
- T **DMC 160** Medium Gray Blue
- N **DMC 3821** Straw
- S **DMC 161** Gray Blue
- K **DMC 815** Medium Garnet
- E **DMC 562** Medium Jade
- U **DMC 758** Very Light Terra Cotta

Gnome reaching to top the tree

Needlepoint pattern

Columns 85 to 160, rows 65 to 120. Gray squares: charted already, do not stitch again

This page is the dark part of the chart



Key

- ▲ **DMC 3865** Winter White
- ◆ **DMC 3841** Pale Baby Blue
- ▼ **DMC 322** Dark Baby Blue
- ★ **DMC 500** Very Dark Blue Green
- X **DMC 435** Very Light Brown
- H **DMC 745** Light Pale Yellow
- \+ **DMC 3371** Black Brown
- = **DMC 433** Medium Brown
- A **DMC 469** Avocado Green
- V **DMC 561** Very Dark Jade
- T **DMC 160** Medium Gray Blue
- N **DMC 3821** Straw
- S **DMC 161** Gray Blue
- E **DMC 562** Medium Jade
- 2 **DMC 741** Medium Tangerine