Goldendoodle in the snow stocking

Needlepoint pattern | 143 x 234 stitches | 11 x 18 in (27.9 x 45.7 cm) on 13 mesh | 24 colors



Thread key, DMC

			stitches	yards	skeins
●	**712**	Cream	3,233	31	5
■	**3747**	Very Light Blue Violet	3,125	30	5
▲	**3756**	Ultra Very Light Baby Blue	1,828	18	3
◆	**433**	Medium Brown	1,720	17	3
▼	**340**	Medium Blue Violet	1,566	15	3
★	**3746**	Dark Blue Violet	1,513	15	3
❖	**3827**	Pale Golden Brown	1,201	12	2
X	**738**	Very Light Tan	1,135	11	2
O	**977**	Light Golden Brown	1,133	11	2
+	**500**	Very Dark Blue Green	785	8	2
=	**435**	Very Light Brown	739	7	2
Z	**341**	Light Blue Violet	734	7	2
A	**333**	Very Dark Blue Violet	656	7	1
V	**815**	Medium Garnet	645	7	1
T	**321**	Red	590	6	1
N	**739**	Ultra Very Light Tan	516	5	1
S	**B5200**	Snow White	395	4	1
K	**501**	Dark Blue Green	393	4	1
E	**436**	Tan	339	4	1
C	**898**	Very Dark Coffee Brown	221	3	1
P	**3371**	Black Brown	158	2	1
U	**502**	Blue Green	157	2	1
L	**743**	Medium Yellow	106	2	1
2	**760**	Salmon	32	1	1

One chart square is one tent stitch over one canvas intersection.

Cut the canvas at least 15 x 22 in (38.1 x 55.9 cm) for 13 mesh: the design and 2 in (5.1 cm) of margin on every side.

22,920 stitches in all, inside the outline: the chart is 143 x 234 at its widest and tallest. Start from the center: a red arrow above the chart marks the center column, and one to the left of it the center row. The arrows are on the pages those lines cross.

The chart is on 4 pages, each cut to what is stitched: bare canvas has no page, and a join falls on plain ground where it can. Pages 2 and 3 are turned on their side, for a part that is wider than it is tall. Where chart pages join, gray squares repeat two rows or columns. The small picture at the top of each chart page shows which part it is.

For a name: the dashed box on the cuff is its plain part, 82 x 37 stitches, columns 62 to 143 and rows 1 to 37. The two red marks in it are its middle (between columns 102 and 103): center the name there, not under the arrow of the whole chart.

Thread: six-strand floss, 7 or 8 strands in the needle on 13 mesh (counted at 8), about 46 skeins of 8.7 yd in all. Or pearl cotton size 3, 1 strand, about 27 skeins of 16.4 yd; or tapestry wool, 1 strand, about 37 skeins of 8.7 yd; or Persian wool, 2 strands, about 32 skeins of 8 yd. Wool is numbered differently: match it by eye. Needle: tapestry, size 20.

Yards and skeins are estimates: the thread a stitch takes on the front and back of 13 mesh canvas, plus 30 percent, rounded up for each color (about 229 yards in all, as the thread lies in the needle).

Thread colors are approximate screen matches to DMC numbers. Check against real thread before you buy.

Make it a stocking: also have backing and lining fabric, cord or piping, and a loop. Finishers ask for stockings months before Christmas, and most want two extra rows all round. Ask yours before the edge, and stitch a name first. "How to finish a stocking" is a guide linked from this pattern's page.

For your own stitching, gifts and handmade pieces you sell. Do not resell or share this PDF or copies of it.

Goldendoodle in the snow stocking

Needlepoint pattern

Chart 1 of 4: columns 62 to 143, rows 1 to 71

This page is the dark part of the chart



Key

- DMC 712 Cream
- DMC 3747
- DMC 3756
- DMC 340
- DMC 3746 Dark Blue Violet
- DMC 500
- DMC 341 Light Blue Violet
- DMC 333
- DMC B5200 Snow White
- DMC 501 Dark Blue Green

Goldendoodle in the snow stocking

Needlepoint pattern

Chart 2 of 4: columns 61 to 143, rows 72 to 140; gray squares repeat rows 70 and 71

This page is the dark part of the chart



Key

- DMC 3747
- DMC 3756
- DMC 433 Medium Brown
- DMC 340
- DMC 3746
- DMC 3827
- X DMC 738 Very Light Tan
- O DMC 977
- \+ DMC 500
- = DMC 435
- Z DMC 341
- V DMC 815
- N DMC 739
- S DMC B5200
- K DMC 501
- C DMC 898
- P DMC 3371 Black Brown
- L DMC 743 Medium Yellow

Goldendoodle in the snow stocking

Needlepoint pattern

Chart 3 of 4: columns 1 to 72, rows 141 to 234; gray squares repeat rows 139 and 140

This page is the dark part of the chart



Goldendoodle in the snow stocking

Needlepoint pattern

This page is the dark part of the chart

Chart 4 of 4: columns 73 to 143, rows 141 to 234; gray squares repeat columns 71 and 72 and rows 139 and 140

