Hanukkah stocking in the snow

Needlepoint pattern | 143 x 234 stitches | 11 x 18 in (27.9 x 45.7 cm) on 13 mesh | 24 colors



Thread key, DMC

			stitches	yards	skeins
●	**3747**	Very Light Blue Violet	3,162	30	5
■	**341**	Light Blue Violet	2,810	27	5
▲	**333**	Very Dark Blue Violet	2,574	25	4
◆	**775**	Very Light Baby Blue	2,126	21	4
▼	**156**	Medium Light Blue Violet	1,620	16	3
★	**BLANC**	White	1,455	14	3
❖	**3820**	Dark Straw	927	9	2
X	**745**	Light Pale Yellow	835	8	2
O	**3042**	Light Antique Violet	789	8	2
+	**783**	Medium Topaz	766	8	2
=	**3746**	Dark Blue Violet	757	8	2
Z	**801**	Dark Coffee Brown	718	7	2
A	**3822**	Light Straw	699	7	2
V	**823**	Dark Navy Blue	683	7	1
T	**3041**	Medium Antique Violet	681	7	1
N	**155**	Medium Dark Blue Violet	548	6	1
S	**793**	Medium Cornflower Blue	511	5	1
K	**211**	Light Lavender	383	4	1
E	**3809**	Very Dark Turquoise	271	3	1
C	**500**	Very Dark Blue Green	242	3	1
P	**3834**	Dark Grape	170	2	1
U	**350**	Medium Coral	115	2	1
L	**502**	Blue Green	46	1	1
2	**3064**	Desert Sand	32	1	1

One chart square is one tent stitch over one canvas intersection.

Cut the canvas at least 15 x 22 in (38.1 x 55.9 cm) for 13 mesh: the design and 2 in (5.1 cm) of margin on every side.

22,920 stitches in all, inside the outline: the chart is 143 x 234 at its widest and tallest. Start from the center: a red arrow above the chart marks the center column, and one to the left of it the center row. The arrows are on the pages those lines cross.

The chart is on 4 pages, each cut to what is stitched: bare canvas has no page, and a join falls on plain ground where it can. Pages 2 and 3 are turned on their side, for a part that is wider than it is tall. Where chart pages join, gray squares repeat two rows or columns. The small picture at the top of each chart page shows which part it is.

For a name: the dashed box on the cuff is its plain part, 82 x 24 stitches, columns 62 to 143 and rows 1 to 24. The two red marks in it are its middle (between columns 102 and 103): center the name there, not under the arrow of the whole chart.

Thread: six-strand floss, 7 or 8 strands in the needle on 13 mesh (counted at 8), about 49 skeins of 8.7 yd in all. Or pearl cotton size 3, 1 strand, about 28 skeins of 16.4 yd; or tapestry wool, 1 strand, about 37 skeins of 8.7 yd; or Persian wool, 2 strands, about 33 skeins of 8 yd. Wool is numbered differently: match it by eye. Needle: tapestry, size 20.

Yards and skeins are estimates: the thread a stitch takes on the front and back of 13 mesh canvas, plus 30 percent, rounded up for each color (about 229 yards in all, as the thread lies in the needle).

Thread colors are approximate screen matches to DMC numbers. Check against real thread before you buy.

Make it a stocking: also have backing and lining fabric, cord or piping, and a loop. Finishers ask for stockings months before Christmas, and most want two extra rows all round. Ask yours before the edge, and stitch a name first. "How to finish a stocking" is a guide linked from this pattern's page.

For your own stitching, gifts and handmade pieces you sell. Do not resell or share this PDF or copies of it.

Hanukkah stocking in the snow

Needlepoint pattern

Chart 1 of 4: columns 62 to 143, rows 1 to 71

This page is the dark part of the chart



Key

- ● DMC 3747
- ■ DMC 341 Light Blue Violet
- ▲ DMC 333
- ◆ DMC 775
- ▼ DMC 156
- ★ DMC BLANC White
- ❖ DMC 3820 Dark Straw
- X DMC 745 Light Pale Yellow
- = DMC 3746 Dark Blue Violet
- T DMC 3041
- N DMC 155
- S DMC 793
- K DMC 211 Light Lavender

Hanukkah stocking in the snow

Needlepoint pattern

Chart 2 of 4: columns 61 to 143, rows 72 to 140; gray squares repeat rows 70 and 71

This page is the dark part of the chart



Key

- ● DMC 3747
- ■ DMC 341
- ▲ DMC 333
- ▼ DMC 156
- ★ DMC BLANC White
- ❖ DMC 3820 Dark Straw
- X DMC 745
- O DMC 3042
- \+ DMC 783 Medium Topaz
- = DMC 3746
- Z DMC 801
- V DMC 823
- T DMC 3041
- S DMC 793
- K DMC 211 Light Lavender
- C DMC 500
- U DMC 350 Medium Coral
- L DMC 502 Blue Green

Hanukkah stocking in the snow

Needlepoint pattern

Chart 3 of 4: columns 1 to 72, rows 141 to 234; gray squares repeat rows 139 and 140

This page is the dark part of the chart



Hanukkah stocking in the snow

Needlepoint pattern

This page is the dark part of the chart

Chart 4 of 4: columns 73 to 143, rows 141 to 234; gray squares repeat columns 71 and 72 and rows 139 and 140

