Hedgehog and toadstools at dusk

Needlepoint pattern | 90 x 126 stitches | 5 x 7 in (12.7 x 17.8 cm) on 18 mesh | 20 colors



How to stitch it



1. Each square is one tent stitch, up at 1, down at 2. Lines in continental, right to left, the canvas upside down for the next row; wide areas in basketweave.
2. Cut 18 in of thread. Start and end it without a knot left behind.
3. Mark the middle of the canvas. It is the outlined square on page 2, column 45, row 63 (DMC 437): start there. Count threads, not holes.
4. Go on from it: picture first, background last. Gray squares are on two pages: stitch them once.
5. When it is done, block it square.

First time? How to needlepoint: flossfield.com/needlepoint/guides/how-to-start/
How to read a chart: flossfield.com/needlepoint/guides/how-to-read-a-chart/

What you need

Canvas: blank mono canvas, 18 mesh (18 threads to the inch), cut 9 in wide x 11 in high (22.9 x 27.9 cm).

Needle: blunt tapestry, size 22. Also masking tape for the cut edges, and small scissors.

Thread: six-strand floss, 20 colors, about 23 skeins in all (an estimate). Stitch with 4 strands (5 or 6 if canvas shows).

Frame it: acid-free board and a frame.
How to frame needlepoint.

Thread list, DMC

			stitches	skeins
●	154	Very Dark Grape	2,057	2
■	3834	Dark Grape	1,333	2
▲	739	Ultra Very Light Tan	1,319	2
◆	3835	Medium Grape	1,105	1
▼	500	Very Dark Blue Green	1,063	1
★	503	Medium Blue Green	533	1
❖	321	Red	513	1
X	437	Light Tan	469	1
H	778	Very Light Antique Mauve	405	1
+	433	Medium Brown	370	1
=	501	Dark Blue Green	368	1
Z	435	Very Light Brown	350	1
A	815	Medium Garnet	299	1
V	3042	Light Antique Violet	267	1
T	801	Dark Coffee Brown	259	1
N	350	Medium Coral	196	1
S	3820	Dark Straw	173	1
K	3836	Light Grape	169	1
E	310	Black	65	1
C	727	Very Light Topaz	27	1

Skeins are estimates: the thread a stitch takes on the front and back of 18 mesh canvas, plus 30 percent, rounded up for each color.
Thread colors are approximate screen matches to DMC numbers. Check against real thread before you buy.
For your own stitching, gifts and handmade pieces you sell. Do not resell or share this PDF or copies of it.

Hedgehog and toadstools at dusk

Needlepoint pattern

Columns 1 to 90, rows 1 to 67. Start at the red outline

This page is the dark part of the chart



Key

- **DMC 154** Very Dark Grape
- **DMC 3834** Dark Grape
- **DMC 739** Ultra Very Light Tan
- **DMC 3835** Medium Grape
- **DMC 321** Red
- **X** **DMC 437** Light Tan
- **H** **DMC 778** Very Light Antique Mauve
- **Z** **DMC 435** Very Light Brown
- **A** **DMC 815** Medium Garnet
- **V** **DMC 3042** Light Antique Violet
- **N** **DMC 350** Medium Coral
- **S** **DMC 3820** Dark Straw
- **K** **DMC 3836** Light Grape
- **E** **DMC 310** Black
- **C** **DMC 727** Very Light Topaz

Hedgehog and toadstools at dusk

Needlepoint pattern

Columns 1 to 90, rows 68 to 126. Gray squares: charted already, do not stitch again

This page is the dark part of the chart



Key

- **DMC 154** Very Dark Grape
- **DMC 3834** Dark Grape
- **DMC 739** Ultra Very Light Tan
- **DMC 3835** Medium Grape
- **DMC 500** Very Dark Blue Green
- **DMC 503** Medium Blue Green
- **DMC 437** Light Tan
- **DMC 778** Very Light Antique Mauve
- **DMC 433** Medium Brown
- **DMC 501** Dark Blue Green
- **DMC 435** Very Light Brown
- **DMC 3042** Light Antique Violet
- **DMC 801** Dark Coffee Brown
- **DMC 3820** Dark Straw
- **DMC 3836** Light Grape
- **DMC 310** Black