Vintage horse and carriage in the park

Needlepoint pattern | 160 x 120 stitches | 16 x 12 in (40.6 x 30.5 cm) on 10 mesh | 24 colors



How to stitch it



1. Each square is one tent stitch, up at 1, down at 2. Lines in continental, right to left, the canvas upside down for the next row; wide areas in basketweave.
2. Cut 18 in of thread. Start and end it without a knot left behind.
3. Mark the middle of the canvas. It is the outlined square on page 2, column 80, row 60 (DMC 522): start there. Count threads, not holes.
4. Go on from it: picture first, background last. Gray squares are on two pages: stitch them once.
5. Last, two more rows all round, each stitch in the color it lies beside: the seam hides them.

First time? How to needlepoint: flossfield.com/needlepoint/guides/how-to-start/
How to read a chart: flossfield.com/needlepoint/guides/how-to-read-a-chart/

What you need

Canvas: blank mono canvas, 10 mesh (10 threads to the inch), cut 20.5 in wide x 16.5 in high (52.1 x 41.9 cm).

Needle: blunt tapestry, size 18. Also masking tape for the cut edges, and small scissors.

Thread: pearl cotton size 3, 24 colors, about 45 skeins in all (an estimate). Stitch with 2 lengths together.

Make it a pillow: backing fabric, an insert the size of the stitching or an inch larger, and cord or piping for the edge. How to finish a pillow.

Thread list, DMC

			stitches	skeins
●	**3047**	Light Yellow Beige	3,511	6
■	**677**	Very Light Old Gold	2,552	4
▲	**310**	Black	1,733	3
◆	**523**	Light Fern Green	1,403	3
▼	**746**	Off White	1,314	3
★	**841**	Light Beige Brown	969	2
❖	**3776**	Light Mahogany	816	2
X	**301**	Medium Mahogany	803	2
H	**300**	Very Dark Mahogany	793	2
+	**524**	Very Light Fern Green	723	2
=	**927**	Light Gray Green	706	2
Z	**729**	Medium Old Gold	700	2
A	**400**	Dark Mahogany	564	1
V	**522**	Fern Green	453	1
T	**814**	Dark Garnet	370	1
N	**926**	Medium Gray Green	306	1
S	**413**	Dark Pewter Gray	302	1
K	**3046**	Medium Yellow Beige	296	1
E	**676**	Light Old Gold	273	1
C	**221**	Very Dark Shell Pink	205	1
P	**840**	Medium Beige Brown	178	1
U	**3721**	Dark Shell Pink	110	1
L	**3799**	Very Dark Pewter Gray	99	1
2	**977**	Light Golden Brown	21	1

Skeins are estimates, with the two extra rows: the thread a stitch takes on the front and back of 10 mesh canvas, plus 30 percent, rounded up for each color.

Thread colors are approximate screen matches to DMC numbers. Check against real thread before you buy.

For your own stitching, gifts and handmade pieces you sell. Do not resell or share this PDF or copies of it.

Vintage horse and carriage in the park

Needlepoint pattern

Columns 1 to 84, rows 1 to 64. Start at the red outline

This page is the dark part of the chart



Key

- ● **DMC 3047** Light Yellow Beige
- ■ **DMC 677** Very Light Old Gold
- ▲ **DMC 310** Black
- ▼ **DMC 746** Off White
- ❖ **DMC 3776** Light Mahogany
- X **DMC 301** Medium Mahogany
- H **DMC 300** Very Dark Mahogany
- \+ **DMC 524** Very Light Fern Green
- = **DMC 927** Light Gray Green
- Z **DMC 729** Medium Old Gold
- A **DMC 400** Dark Mahogany
- V **DMC 522** Fern Green
- S **DMC 413** Dark Pewter Gray
- E **DMC 676** Light Old Gold
- L **DMC 3799** Very Dark Pewter Gray
- 2 **DMC 977** Light Golden Brown

Vintage horse and carriage in the park Needlepoint pattern

Columns 85 to 160, rows 1 to 64. Gray squares: charted already, do not stitch again

This page is the dark part of the chart



Key

- ● **DMC 3047** Light Yellow Beige
- ■ **DMC 677** Very Light Old Gold
- ▲ **DMC 310** Black
- ▼ **DMC 746** Off White
- ❖ **DMC 3776** Light Mahogany
- X **DMC 301** Medium Mahogany
- H **DMC 300** Very Dark Mahogany
- \+ **DMC 524** Very Light Fern Green
- = **DMC 927** Light Gray Green
- Z **DMC 729** Medium Old Gold
- A **DMC 400** Dark Mahogany
- V **DMC 522** Fern Green
- T **DMC 814** Dark Garnet
- N **DMC 926** Medium Gray Green
- S **DMC 413** Dark Pewter Gray
- E **DMC 676** Light Old Gold
- C **DMC 221** Very Dark Shell Pink
- U **DMC 3721** Dark Shell Pink

Vintage horse and carriage in the park Needlepoint pattern

Columns 1 to 84, rows 65 to 120. Gray squares: charted already, do not stitch again

This page is the dark part of the chart



Key

- ● **DMC 3047** Light Yellow Beige
- ▲ **DMC 310** Black
- ◆ **DMC 523** Light Fern Green
- ★ **DMC 841** Light Beige Brown
- ❖ **DMC 3776** Light Mahogany
- X **DMC 301** Medium Mahogany
- H **DMC 300** Very Dark Mahogany
- \+ **DMC 524** Very Light Fern Green
- Z **DMC 729** Medium Old Gold
- A **DMC 400** Dark Mahogany
- V **DMC 522** Fern Green
- S **DMC 413** Dark Pewter Gray
- K **DMC 3046** Medium Yellow Beige
- P **DMC 840** Medium Beige Brown
- L **DMC 3799** Very Dark Pewter Gray

Vintage horse and carriage in the park Needlepoint pattern

Columns 85 to 160, rows 65 to 120. Gray squares: charted already, do not stitch again

This page is the dark part of the chart



Key

- ● **DMC 3047** Light Yellow Beige
- ▲ **DMC 310** Black
- ◆ **DMC 523** Light Fern Green
- ▼ **DMC 746** Off White
- ★ **DMC 841** Light Beige Brown
- ❖ **DMC 3776** Light Mahogany
- X **DMC 301** Medium Mahogany
- H **DMC 300** Very Dark Mahogany
- \+ **DMC 524** Very Light Fern Green
- Z **DMC 729** Medium Old Gold
- A **DMC 400** Dark Mahogany
- V **DMC 522** Fern Green
- T **DMC 814** Dark Garnet
- S **DMC 413** Dark Pewter Gray
- K **DMC 3046** Medium Yellow Beige
- C **DMC 221** Very Dark Shell Pink
- P **DMC 840** Medium Beige Brown
- L **DMC 3799** Very Dark Pewter Gray