Hot air balloon over Paris roofs

Needlepoint pattern | 90 x 126 stitches | 5 x 7 in (12.7 x 17.8 cm) on 18 mesh | 20 colors



How to stitch it



1. Each square is one tent stitch, up at 1, down at 2. Lines in continental, right to left, the canvas upside down for the next row; wide areas in basketweave.
2. Cut 18 in of thread. Start and end it without a knot left behind.
3. Mark the middle of the canvas. It is the outlined square on page 2, column 45, row 63 (DMC 915): start there. Count threads, not holes.
4. Go on from it: picture first, background last. Gray squares are on two pages: stitch them once.
5. When it is done, block it square.

First time? How to needlepoint: flossfield.com/needlepoint/guides/how-to-start/
How to read a chart: flossfield.com/needlepoint/guides/how-to-read-a-chart/

What you need

Canvas: blank mono canvas, 18 mesh (18 threads to the inch), cut 9 in wide x 11 in high (22.9 x 27.9 cm).

Needle: blunt tapestry, size 22. Also masking tape for the cut edges, and small scissors.

Thread: six-strand floss, 20 colors, about 21 skeins in all (an estimate). Stitch with 4 strands (5 or 6 if canvas shows).

Frame it: acid-free board and a frame.
How to frame needlepoint.

Thread list, DMC

			stitches	skeins
●	823	Dark Navy Blue	1,748	2
■	554	Light Violet	968	1
▲	783	Medium Topaz	933	1
◆	712	Cream	771	1
▼	739	Ultra Very Light Tan	680	1
★	310	Black	607	1
❖	155	Medium Dark Blue Violet	600	1
X	3804	Dark Cyclamen Pink	559	1
H	745	Light Pale Yellow	529	1
+	3824	Light Apricot	526	1
=	154	Very Dark Grape	504	1
Z	915	Dark Plum	503	1
A	31	Blueberry	487	1
V	931	Medium Antique Blue	459	1
T	32	Dark Blueberry	377	1
N	3752	Very Light Antique Blue	326	1
S	3750	Very Dark Antique Blue	288	1
K	3864	Light Mocha Beige	215	1
E	3806	Light Cyclamen Pink	155	1
C	3830	Terra Cotta	105	1

Skeins are estimates: the thread a stitch takes on the front and back of 18 mesh canvas, plus 30 percent, rounded up for each color.
Thread colors are approximate screen matches to DMC numbers. Check against real thread before you buy.
For your own stitching, gifts and handmade pieces you sell. Do not resell or share this PDF or copies of it.

Hot air balloon over Paris roofs

Needlepoint pattern

Columns 1 to 90, rows 1 to 67. Start at the red outline

This page is the dark part of the chart



Key

- **DMC 823** Dark Navy Blue
- **DMC 554** Light Violet
- **DMC 783** Medium Topaz
- **DMC 712** Cream
- **DMC 739** Ultra Very Light Tan
- **DMC 310** Black
- **DMC 155** Medium Dark Blue Violet
- **DMC 3804** Dark Cyclamen Pink
- **DMC 154** Very Dark Grape
- **DMC 915** Dark Plum
- **DMC 31** Blueberry
- **DMC 32** Dark Blueberry
- **DMC 3864** Light Mocha Beige
- **DMC 3806** Light Cyclamen Pink

Hot air balloon over Paris roofs

Needlepoint pattern

Columns 1 to 90, rows 68 to 126. Gray squares: charted already, do not stitch again

This page is the dark part of the chart



Key

- **DMC 823** Dark Navy Blue
- **DMC 554** Light Violet
- **DMC 783** Medium Topaz
- **DMC 712** Cream
- **DMC 739** Ultra Very Light Tan
- **DMC 310** Black
- **DMC 155** Medium Dark Blue Violet
- **DMC 3804** Dark Cyclamen Pink
- **DMC 745** Light Pale Yellow
- **DMC 3824** Light Apricot
- **DMC 154** Very Dark Grape
- **DMC 915** Dark Plum
- **DMC 931** Medium Antique Blue
- **DMC 3752** Very Light Antique Blue
- **DMC 3750** Very Dark Antique Blue
- **DMC 3864** Light Mocha Beige
- **DMC 3806** Light Cyclamen Pink
- **DMC 3830** Terra Cotta