# Hot air balloon festival at dawn

Needlepoint pattern | 140 x 140 stitches | 14 x 14 in (35.6 x 35.6 cm) on 10 mesh | 24 colors



## How to stitch it




1. Each square is one tent stitch, up at 1, down at 2. Lines in continental, right to left, the canvas upside down for the next row; wide areas in basketweave.
2. Cut 18 in of thread. Start and end it without a knot left behind.
3. Mark the middle of the canvas. It is the outlined square on page 2, column 70, row 70 (DMC 3825): start there. Count threads, not holes.
4. Go on from it: picture first, background last. Gray squares are on two pages: stitch them once.
5. Last, two more rows all round, each stitch in the color it lies beside: the seam hides them.

First time? How to needlepoint: flossfield.com/needlepoint/guides/how-to-start/
How to read a chart: flossfield.com/needlepoint/guides/how-to-read-a-chart/

## What you need

**Canvas:** blank mono canvas, 10 mesh (10 threads to the inch), cut 18.5 in square (47 cm).

**Needle:** blunt tapestry, size 18. Also masking tape for the cut edges, and small scissors.

**Thread:** pearl cotton size 3, 24 colors, about 44 skeins in all (an estimate). Stitch with 2 lengths together.

**Make it a pillow:** backing fabric, an insert the size of the stitching or an inch larger, and cord or piping for the edge. How to finish a pillow.

## Thread list, DMC

| | | | stitches | skeins |
|---|---|---|---|---|
| ● | 211 | Light Lavender | 3,442 | 6 |
| ■ | 353 | Peach | 2,480 | 4 |
| ▲ | 210 | Medium Lavender | 2,116 | 4 |
| ◆ | 712 | Cream | 1,636 | 3 |
| ▼ | 500 | Very Dark Blue Green | 1,055 | 2 |
| ★ | 3363 | Medium Pine Green | 1,047 | 2 |
| ❖ | 932 | Light Antique Blue | 989 | 2 |
| X | 3825 | Pale Pumpkin | 867 | 2 |
| H | 3750 | Very Dark Antique Blue | 802 | 2 |
| + | 927 | Light Gray Green | 749 | 2 |
| = | 931 | Medium Antique Blue | 677 | 2 |
| Z | 321 | Red | 631 | 1 |
| A | 745 | Light Pale Yellow | 494 | 1 |
| V | 3835 | Medium Grape | 418 | 1 |
| T | 3810 | Dark Turquoise | 391 | 1 |
| N | 3821 | Straw | 301 | 1 |
| S | 3687 | Mauve | 239 | 1 |
| K | 3712 | Medium Salmon | 220 | 1 |
| E | 782 | Dark Topaz | 217 | 1 |
| C | 801 | Dark Coffee Brown | 202 | 1 |
| P | 154 | Very Dark Grape | 184 | 1 |
| U | 598 | Light Turquoise | 166 | 1 |
| L | 815 | Medium Garnet | 157 | 1 |
| 2 | 3364 | Pine Green | 120 | 1 |

Skeins are estimates, with the two extra rows: the thread a stitch takes on the front and back of 10 mesh canvas, plus 30 percent, rounded up for each color.

Thread colors are approximate screen matches to DMC numbers. Check against real thread before you buy.

For your own stitching, gifts and handmade pieces you sell. Do not resell or share this PDF or copies of it.

# Hot air balloon festival at dawn Needlepoint pattern

Columns 1 to 74, rows 1 to 74. Start at the red outline

This page is the dark part of the chart




## Key

- ● **DMC 211** Light Lavender
- ■ **DMC 353** Peach
- ▲ **DMC 210** Medium Lavender
- ◆ **DMC 712** Cream
- X **DMC 3825** Pale Pumpkin
- H **DMC 3750** Very Dark Antique Blue
- \+ **DMC 927** Light Gray Green
- Z **DMC 321** Red
- A **DMC 745** Light Pale Yellow
- V **DMC 3835** Medium Grape
- T **DMC 3810** Dark Turquoise
- N **DMC 3821** Straw
- S **DMC 3687** Mauve
- K **DMC 3712** Medium Salmon
- E **DMC 782** Dark Topaz
- C **DMC 801** Dark Coffee Brown
- P **DMC 154** Very Dark Grape
- U **DMC 598** Light Turquoise
- L **DMC 815** Medium Garnet

# Hot air balloon festival at dawn Needlepoint pattern

Columns 75 to 140, rows 1 to 74. Gray squares: charted already, do not stitch again

This page is the dark part of the chart




## Key

- ● **DMC 211** Light Lavender
- ■ **DMC 353** Peach
- ▲ **DMC 210** Medium Lavender
- ◆ **DMC 712** Cream
- ❖ **DMC 932** Light Antique Blue
- X **DMC 3825** Pale Pumpkin
- H **DMC 3750** Very Dark Antique Blue
- \+ **DMC 927** Light Gray Green
- = **DMC 931** Medium Antique Blue
- V **DMC 3835** Medium Grape
- T **DMC 3810** Dark Turquoise
- N **DMC 3821** Straw
- S **DMC 3687** Mauve
- K **DMC 3712** Medium Salmon
- E **DMC 782** Dark Topaz
- C **DMC 801** Dark Coffee Brown
- P **DMC 154** Very Dark Grape
- U **DMC 598** Light Turquoise

# Hot air balloon festival at dawn

Needlepoint pattern

Columns 1 to 74, rows 75 to 140. Gray squares: charted already, do not stitch again

This page is the dark part of the chart




## Key

- ● **DMC 211** Light Lavender
- ▲ **DMC 210** Medium Lavender
- ◆ **DMC 712** Cream
- ▼ **DMC 500** Very Dark Blue Green
- ★ **DMC 3363** Medium Pine Green
- ❖ **DMC 932** Light Antique Blue
- X **DMC 3825** Pale Pumpkin
- H **DMC 3750** Very Dark Antique Blue
- \+ **DMC 927** Light Gray Green
- = **DMC 931** Medium Antique Blue
- Z **DMC 321** Red
- A **DMC 745** Light Pale Yellow
- N **DMC 3821** Straw
- K **DMC 3712** Medium Salmon
- E **DMC 782** Dark Topaz
- C **DMC 801** Dark Coffee Brown
- L **DMC 815** Medium Garnet
- 2 **DMC 3364** Pine Green

# Hot air balloon festival at dawn

Needlepoint pattern

Columns 75 to 140, rows 75 to 140. Gray squares: charted already, do not stitch again

This page is the dark part of the chart




## Key

- ● **DMC 211** Light Lavender
- ■ **DMC 353** Peach
- ◆ **DMC 712** Cream
- ▼ **DMC 500** Very Dark Blue Green
- ★ **DMC 3363** Medium Pine Green
- ❖ **DMC 932** Light Antique Blue
- X **DMC 3825** Pale Pumpkin
- H **DMC 3750** Very Dark Antique Blue
- \+ **DMC 927** Light Gray Green
- = **DMC 931** Medium Antique Blue
- V **DMC 3835** Medium Grape
- N **DMC 3821** Straw
- S **DMC 3687** Mauve
- K **DMC 3712** Medium Salmon
- E **DMC 782** Dark Topaz
- C **DMC 801** Dark Coffee Brown
- P **DMC 154** Very Dark Grape
- 2 **DMC 3364** Pine Green