1900s Italian lady tapestry, 3 panels

Needlepoint pattern | 160 x 120 stitches | 16 x 12 in (40.6 x 30.5 cm) on 10 mesh | 24 colors



How to stitch it



1. Each square is one tent stitch, up at 1, down at 2. Lines in continental, right to left, the canvas upside down for the next row; wide areas in basketweave.
2. Cut 18 in of thread. Start and end it without a knot left behind.
3. Mark the middle of the canvas. It is the outlined square on page 2, column 80, row 60 (DMC 3771): start there. Count threads, not holes.
4. Go on from it: picture first, background last. Gray squares are on two pages: stitch them once.
5. Last, two more rows all round in DMC 939: the seam hides them.

First time? How to needlepoint: flossfield.com/needlepoint/guides/how-to-start/
How to read a chart: flossfield.com/needlepoint/guides/how-to-read-a-chart/

What you need

Canvas: blank mono canvas, 10 mesh (10 threads to the inch), cut 20.5 in wide x 16.5 in high (52.1 x 41.9 cm).

Needle: blunt tapestry, size 18. Also masking tape for the cut edges, and small scissors.

Thread: pearl cotton size 3, 24 colors, about 44 skeins in all (an estimate). Stitch with 2 lengths together.

Make it a pillow: backing fabric, an insert the size of the stitching or an inch larger, and cord or piping for the edge. How to finish a pillow.

Thread list, DMC

			stitches	skeins
●	**939**	Very Dark Navy Blue	4,134	8
■	**782**	Dark Topaz	3,152	5
▲	**739**	Ultra Very Light Tan	2,694	5
◆	**726**	Light Topaz	1,557	3
▼	**3766**	Light Peacock Blue	1,193	2
★	**500**	Very Dark Blue Green	982	2
❖	**3346**	Hunter Green	885	2
X	**3865**	Winter White	631	1
H	**945**	Tawny	490	1
+	**301**	Medium Mahogany	443	1
=	**3752**	Very Light Antique Blue	383	1
Z	**300**	Very Dark Mahogany	370	1
A	**3328**	Dark Salmon	354	1
V	**3771**	Ultra Very Light Terra Cotta	353	1
T	**3750**	Very Dark Antique Blue	261	1
N	**815**	Medium Garnet	231	1
S	**3348**	Light Yellow Green	226	1
K	**347**	Very Dark Salmon	209	1
E	**898**	Very Dark Coffee Brown	187	1
C	**747**	Very Light Sky Blue	134	1
P	**760**	Salmon	130	1
U	**3078**	Very Light Golden Yellow	108	1
L	**3770**	Very Light Tawny	81	1
2	**3772**	Very Dark Desert Sand	12	1

Skeins are estimates, with the two extra rows: the thread a stitch takes on the front and back of 10 mesh canvas, plus 30 percent, rounded up for each color.

Thread colors are approximate screen matches to DMC numbers. Check against real thread before you buy.

For your own stitching, gifts and handmade pieces you sell. Do not resell or share this PDF or copies of it.

1900s Italian lady tapestry, 3 panels

Needlepoint pattern

Columns 1 to 84, rows 1 to 64. Start at the red outline

This page is the dark part of the chart



Key

- DMC 939
- DMC 782 Dark Topaz
- DMC 739
- DMC 726 Light Topaz
- DMC 3766
- DMC 500
- DMC 3346
- X DMC 3865
- H DMC 945 Tawny
- Z DMC 300
- A DMC 3328
- V DMC 3771
- T DMC 3750
- N DMC 815
- S DMC 3348
- K DMC 347
- E DMC 898
- C DMC 747
- P DMC 760 Salmon
- U DMC 3078
- L DMC 3770
- 2 DMC 3772

1900s Italian lady tapestry, 3 panels

Needlepoint pattern

Columns 85 to 160, rows 1 to 64. Gray squares: charted already, do not stitch again

This page is the dark part of the chart



Key

- **DMC 939** Very Dark Navy Blue
- **DMC 782** Dark Topaz
- **DMC 739** Ultra Very Light Tan
- **DMC 726** Light Topaz
- **DMC 3766** Light Peacock Blue
- **DMC 500** Very Dark Blue Green
- **DMC 3346** Hunter Green
- **DMC 3865** Winter White
- **DMC 945** Tawny
- **DMC 301** Medium Mahogany
- **DMC 3752** Very Light Antique Blue
- **DMC 300** Very Dark Mahogany
- **DMC 3771** Ultra Very Light Terra Cotta
- **DMC 3750** Very Dark Antique Blue
- **DMC 3348** Light Yellow Green
- **DMC 347** Very Dark Salmon
- **DMC 898** Very Dark Coffee Brown
- **DMC 747** Very Light Sky Blue
- **DMC 3078** Very Light Golden Yellow

1900s Italian lady tapestry, 3 panels

Needlepoint pattern

Columns 1 to 84, rows 65 to 120. Gray squares: charted already, do not stitch again

This page is the dark part of the chart



Key

- DMC 939
- DMC 782 Dark Topaz
- DMC 739
- DMC 726 Light Topaz
- DMC 3766
- DMC 500
- DMC 3346
- DMC 3865
- DMC 945 Tawny
- DMC 301
- DMC 3752
- DMC 300
- DMC 3328
- DMC 3771
- DMC 815
- DMC 3348
- DMC 347
- DMC 747
- DMC 760 Salmon
- DMC 3078
- DMC 3770
- DMC 3772

1900s Italian lady tapestry, 3 panels

Needlepoint pattern

Columns 85 to 160, rows 65 to 120. Gray squares: charted already, do not stitch again

This page is the dark part of the chart



Key

- **DMC 939** Very Dark Navy Blue
- **DMC 782** Dark Topaz
- **DMC 739** Ultra Very Light Tan
- **DMC 726** Light Topaz
- **DMC 3766** Light Peacock Blue
- **DMC 500** Very Dark Blue Green
- **DMC 3346** Hunter Green
- **X** **DMC 3865** Winter White
- **H** **DMC 945** Tawny
- **+** **DMC 301** Medium Mahogany
- **=** **DMC 3752** Very Light Antique Blue
- **Z** **DMC 300** Very Dark Mahogany
- **A** **DMC 3328** Dark Salmon
- **V** **DMC 3771** Ultra Very Light Terra Cotta
- **N** **DMC 815** Medium Garnet
- **K** **DMC 347** Very Dark Salmon
- **C** **DMC 747** Very Light Sky Blue
- **P** **DMC 760** Salmon
- **U** **DMC 3078** Very Light Golden Yellow