Jerusalem at dusk, kippah or yarmulke

Needlepoint pattern | 94 x 81 stitches | 5.2 x 4.5 in (13.3 x 11.4 cm) on 18 mesh | 12 colors



Thread key

			stitches	yards	skeins of floss
●	**DMC 436**	Tan	938	7	1
□	**DMC 3862**	Dark Mocha Beige	699	5	1
▲	**DMC 934**	Black Avocado Green	538	4	1
◆	**DMC 738**	Very Light Tan	410	3	1
▽	**DMC 520**	Dark Fern Green	337	3	1
★	**DMC 333**	Very Dark Blue Violet	305	3	1
❖	**DMC 3835**	Medium Grape	302	3	1
X	**DMC 3687**	Mauve	270	2	1
O	**DMC 3855**	Light Autumn Gold	244	2	1
+	**DMC 3341**	Apricot	206	2	1
=	**DMC 939**	Very Dark Navy Blue	178	2	1
Z	**DMC 742**	Light Tangerine	21	1	1

One chart square is one tent stitch over one canvas intersection.

Cut the canvas at least 9.2 x 8.5 in (23.4 x 21.6 cm) for 18 mesh: the design and 2 in (5.1 cm) of margin on every side.

4,448 stitches in all, inside the outline: the chart is 94 x 81 at its widest and tallest. Start from the center: a red arrow above the chart marks the center column, and one to the left of it the center row. The arrows are on the pages those lines cross.

The chart is divided evenly over 2 pages. Where chart pages join, gray squares repeat two columns. The small picture at the top of each chart page shows which part it is.

Thread: six-strand floss, 4 to 6 strands in the needle on 18 mesh (counted at 6), about 12 skeins of 8.7 yd in all. Or pearl cotton size 5, 1 strand, about 12 skeins of 27.3 yd; or Persian wool, 1 strand, about 12 skeins of 8 yd. Wool is numbered differently: match it by eye. Needle: tapestry, size 22.

Yards and skeins are estimates: the thread a stitch takes on the front and back of 18 mesh canvas, plus 30 percent, rounded up for each color (about 37 yards in all, as the thread lies in the needle).

Thread colors are approximate screen matches to DMC numbers. Check against real thread before you buy.

When it is stitched: also have a finisher, or the fabric and cord to make it up yourself. Ask before you stitch the edge: some finishes take extra rows. "Ways to finish needlepoint" is a guide linked from this pattern's page.

For your own stitching, gifts and handmade pieces you sell. Do not resell or share this PDF or copies of it.

Jerusalem at dusk, kippah or yarmulke

Needlepoint pattern

Chart 1 of 2: columns 1 to 47, rows 1 to 81

This page is the dark part of the chart

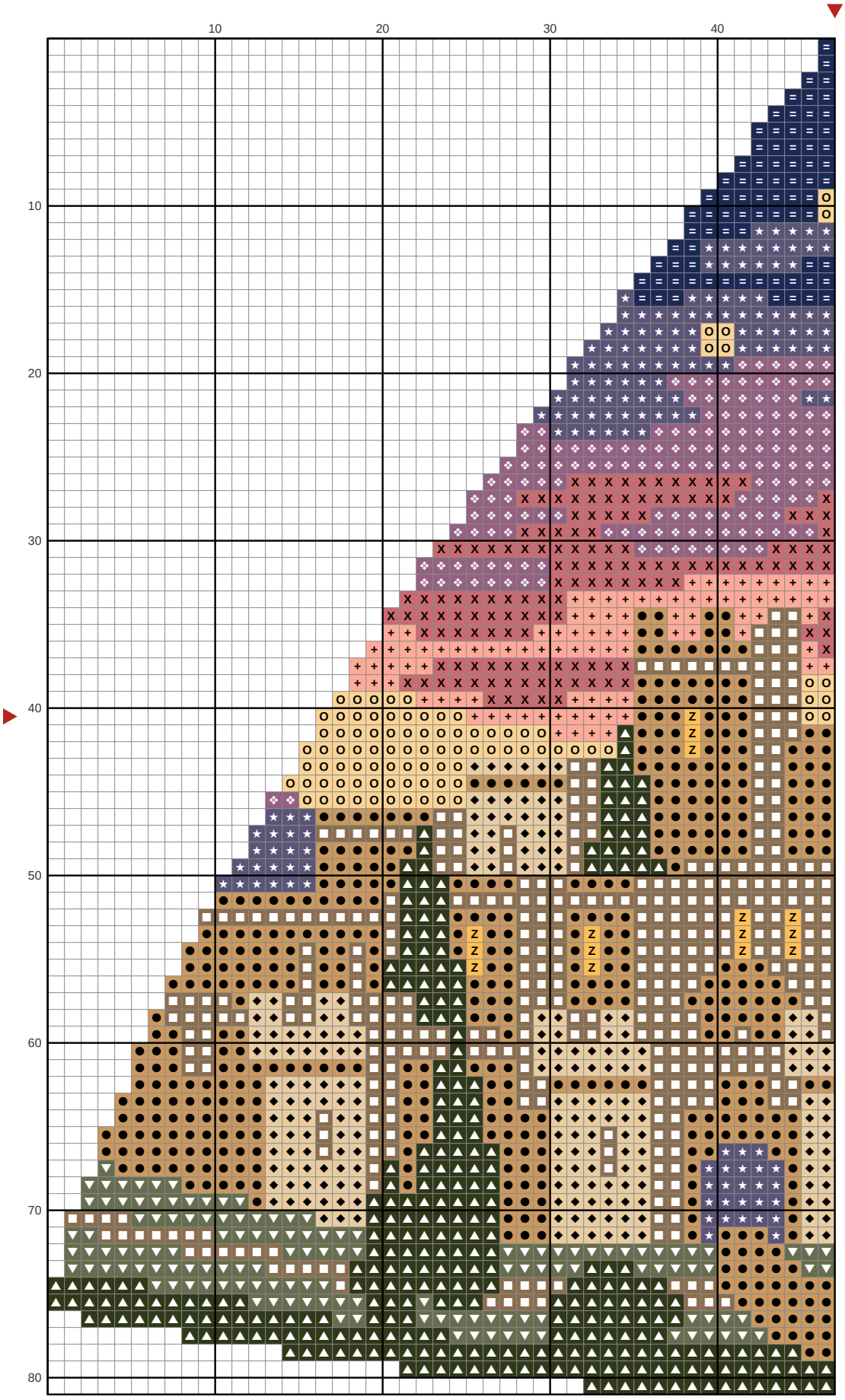

Key

- DMC 436 Tan
- DMC 3862 Dark Mocha Beige
- DMC 934
- DMC 738 Very Light Tan
- DMC 520 Dark Fern Green
- DMC 333
- DMC 3835 Medium Grape
- DMC 3687 Mauve
- DMC 3855
- DMC 3341 Apricot
- DMC 939
- DMC 742 Light Tangerine

Jerusalem at dusk, kippah or yarmulke

Needlepoint pattern

This page is the dark part of the chart

Chart 2 of 2: columns 48 to 94, rows 1 to 81; gray squares repeat columns 46 and 47



Key

- DMC 436 Tan
- DMC 3862
- DMC 934
- DMC 738
- DMC 520
- DMC 333
- DMC 3835
- DMC 3687 Mauve
- DMC 3855
- DMC 3341 Apricot
- DMC 939
- DMC 742