Kayak stocking: icy lake at dawn

Needlepoint pattern | 143 x 234 stitches | 11 x 18 in (27.9 x 45.7 cm) on 13 mesh | 24 colors



How to read the chart



1. Each square is one tent stitch, up at 1, down at 2: basketweave for the background, continental for lines.
2. Bind the edges. Cut 18 in of thread; start and end it without a knot left behind.
3. Mark the middle of the canvas. It is the outlined square on page 3 (DMC 3042): start there. Count threads, not holes.
4. Go on with whatever touches it, background as you go. Gray squares are on two pages: stitch them once. Empty squares stay bare.
5. A heavier line stands every ten squares: count by them.
6. When it is done, a finisher blocks it and sews it up.

The dashed box on the cuff is the place for a name, and the two red marks are its middle: type one on the pattern's page to have it charted.

flossfield.com/needlepoint/guides/how-to-read-a-chart/

You will need

Canvas: blank mono canvas, 13 mesh (13 threads to the inch), cut 15 x 22 in (38.1 x 55.9 cm).

Needle: tapestry, size 20. Also masking tape for the cut edges, and small scissors.

Thread: six-strand floss, 7 strands in the needle, six of one length and one of the next (8 if canvas shows), about 47 skeins in all (an estimate).

Make it a stocking: backing and lining fabric, cord or piping, and a loop. Stitch two extra rows all round, carrying the colors of the edge on: the seam takes them. Finishers ask for stockings months before Christmas: ask yours before the edge whether they want more rows, and stitch a name first. With those rows, each stitch in the color it lies beside, it takes 11 skeins of DMC 3808, not 10. How to finish a stocking.

Thread list, DMC

			stitches	skeins
●	**3808**	Ultra Very Dark Turquoise	6,523	10
■	**3825**	Pale Pumpkin	1,735	3
▲	**3841**	Pale Baby Blue	1,564	3
◆	**3779**	Very Light Rosewood	1,452	3
▼	**3855**	Light Autumn Gold	1,356	2
★	**3756**	Ultra Very Light Baby Blue	1,234	2
❖	**931**	Medium Antique Blue	1,188	2
X	**3042**	Light Antique Violet	1,097	2
O	**28**	Medium Light Eggplant	1,011	2
+	**333**	Very Dark Blue Violet	964	2
=	**3750**	Very Dark Antique Blue	964	2
Z	**500**	Very Dark Blue Green	774	2
A	**745**	Light Pale Yellow	594	1
V	**741**	Medium Tangerine	518	1
T	**782**	Dark Topaz	392	1
N	**321**	Red	345	1
S	**743**	Medium Yellow	271	1
K	**815**	Medium Garnet	230	1
E	**501**	Dark Blue Green	207	1
C	**3823**	Ultra Pale Yellow	176	1
P	**932**	Light Antique Blue	100	1
U	**3799**	Very Dark Pewter Gray	100	1
L	**318**	Light Steel Gray	70	1
2	**414**	Dark Steel Gray	55	1

Skeins are estimates: the thread a stitch takes on the front and back of 13 mesh canvas, plus 30 percent, rounded up for each color.

Thread colors are approximate screen matches to DMC numbers. Check against real thread before you buy.

For your own stitching, gifts and handmade pieces you sell. Do not resell or share this PDF or copies of it.

Kayak stocking: icy lake at dawn

Needlepoint pattern

Chart 1 of 4: columns 62 to 143, rows 1 to 71

This page is the dark part of the chart



Key

- **DMC 3808** Ultra Very Dark Turquoise
- **DMC 3825** Pale Pumpkin
- **DMC 3779** Very Light Rosewood
- **DMC 3855** Light Autumn Gold
- **X** **DMC 3042** Light Antique Violet
- **O** **DMC 28** Medium Light Eggplant
- **+** **DMC 333** Very Dark Blue Violet
- **A** **DMC 745** Light Pale Yellow

Kayak stocking: icy lake at dawn

Needlepoint pattern

This page is the dark part of the chart

Chart 2 of 4: columns 61 to 143, rows 72 to 140. Start at the red outline. Gray squares repeat rows 70 and 71: do not stitch them twice



Key

- ■ **DMC 3825** Pale Pumpkin
- ▲ **DMC 3841** Pale Baby Blue
- ◆ **DMC 3779** Very Light Rosewood
- ▼ **DMC 3855** Light Autumn Gold
- ★ **DMC 3756** Ultra Very Light Baby Blue
- ❖ **DMC 931** Medium Antique Blue
- X **DMC 3042** Light Antique Violet
- O **DMC 28** Medium Light Eggplant
- \+ **DMC 333** Very Dark Blue Violet
- = **DMC 3750** Very Dark Antique Blue
- Z **DMC 500** Very Dark Blue Green
- A **DMC 745** Light Pale Yellow
- E **DMC 501** Dark Blue Green
- C **DMC 3823** Ultra Pale Yellow
- P **DMC 932** Light Antique Blue

Kayak stocking: icy lake at dawn

Needlepoint pattern

This page is the dark part of the chart

Chart 3 of 4: columns 1 to 72, rows 141 to 234. Gray squares repeat rows 139 and 140: do not stitch them twice



Kayak stocking: icy lake at dawn

Needlepoint pattern

This page is the dark part of the chart

Chart 4 of 4: columns 73 to 143, rows 141 to 234. Gray squares repeat columns 71 and 72 and rows 139 and 140: do not stitch them twice

