Kilt Rock cliffs and waterfall on Skye

Needlepoint pattern | 90 x 126 stitches | 5 x 7 in (12.7 x 17.8 cm) on 18 mesh | 20 colors



How to stitch it



1. Each square is one tent stitch, up at 1, down at 2. Lines in continental, right to left, the canvas upside down for the next row; wide areas in basketweave.
2. Cut 18 in of thread. Start and end it without a knot left behind.
3. Mark the middle of the canvas. It is the outlined square on page 2, column 45, row 63 (DMC 648): start there. Count threads, not holes.
4. Go on from it: picture first, background last. Gray squares are on two pages: stitch them once.
5. When it is done, block it square.

First time? How to needlepoint: flossfield.com/needlepoint/guides/how-to-start/
How to read a chart: flossfield.com/needlepoint/guides/how-to-read-a-chart/

What you need

Canvas: blank mono canvas, 18 mesh (18 threads to the inch), cut 9 in wide x 11 in high (22.9 x 27.9 cm).

Needle: blunt tapestry, size 22. Also masking tape for the cut edges, and small scissors.

Thread: six-strand floss, 20 colors, about 22 skeins in all (an estimate). Stitch with 4 strands (5 or 6 if canvas shows).

Frame it: acid-free board and a frame.
How to frame needlepoint.

Thread list, DMC

			stitches	skeins
●	BLANC	White	1,727	2
■	827	Very Light Blue	1,585	2
▲	519	Sky Blue	1,183	1
◆	3810	Dark Turquoise	897	1
▼	779	Dark Cocoa	628	1
★	646	Dark Beaver Gray	618	1
❖	932	Light Antique Blue	536	1
X	3860	Cocoa	533	1
H	3836	Light Grape	449	1
+	3808	Ultra Very Dark Turquoise	443	1
=	648	Light Beaver Gray	394	1
Z	3835	Medium Grape	348	1
A	739	Ultra Very Light Tan	336	1
V	3346	Hunter Green	281	1
T	3347	Medium Yellow Green	279	1
N	931	Medium Antique Blue	271	1
S	3045	Dark Yellow Beige	242	1
K	3861	Light Cocoa	207	1
E	471	Very Light Avocado Green	200	1
C	3046	Medium Yellow Beige	183	1

Skeins are estimates: the thread a stitch takes on the front and back of 18 mesh canvas, plus 30 percent, rounded up for each color.
Thread colors are approximate screen matches to DMC numbers. Check against real thread before you buy.
For your own stitching, gifts and handmade pieces you sell. Do not resell or share this PDF or copies of it.

Kilt Rock cliffs and waterfall on Skye

Needlepoint pattern

Columns 1 to 90, rows 1 to 63. Start at the red outline

This page is the dark part of the chart



Key

- **DMC BLANC** White
- **DMC 827** Very Light Blue
- **DMC 519** Sky Blue
- **DMC 779** Dark Cocoa
- **DMC 646** Dark Beaver Gray
- **DMC 932** Light Antique Blue
- **DMC 3860** Cocoa
- **DMC 3836** Light Grape
- **DMC 648** Light Beaver Gray
- **DMC 3835** Medium Grape
- **DMC 739** Ultra Very Light Tan
- **DMC 3346** Hunter Green
- **DMC 3347** Medium Yellow Green
- **DMC 931** Medium Antique Blue
- **DMC 3045** Dark Yellow Beige
- **DMC 3861** Light Cocoa
- **DMC 471** Very Light Avocado Green
- **DMC 3046** Medium Yellow Beige

Kilt Rock cliffs and waterfall on Skye

Needlepoint pattern

Columns 1 to 90, rows 64 to 126. Gray squares: charted already, do not stitch again

This page is the dark part of the chart



Key

- DMC BLANC — White
- DMC 827 — Very Light Blue
- DMC 519 — Sky Blue
- DMC 3810 — Dark Turquoise
- DMC 779 — Dark Cocoa
- DMC 646 — Dark Beaver Gray
- DMC 932 — Light Antique Blue
- DMC 3860 — Cocoa
- DMC 3836 — Light Grape
- DMC 3808 — Ultra Very Dark Turquoise
- DMC 648 — Light Beaver Gray
- DMC 3835 — Medium Grape
- DMC 3346 — Hunter Green
- DMC 3347 — Medium Yellow Green
- DMC 931 — Medium Antique Blue
- DMC 3045 — Dark Yellow Beige
- DMC 3861 — Light Cocoa
- DMC 3046 — Medium Yellow Beige