Lamb on a ewe's back, pink roses

Needlepoint pattern | 160 x 160 stitches | 16 x 16 in (40.6 x 40.6 cm) on 10 mesh | 23 colors



How to stitch it



1. Each square is one tent stitch, up at 1, down at 2. Lines in continental, right to left, the canvas upside down for the next row; wide areas in basketweave.
2. Cut 18 in of thread. Start and end it without a knot left behind.
3. Mark the middle of the canvas. It is the outlined square on page 5, column 80, row 80 (DMC 989): start there. Count threads, not holes.
4. Go on from it: picture first, background last. Gray squares are on two pages: stitch them once.
5. Last, two more rows all round, each stitch in the color it lies beside: the seam hides them.

First time? How to needlepoint: flossfield.com/needlepoint/guides/how-to-start/
How to read a chart: flossfield.com/needlepoint/guides/how-to-read-a-chart/

What you need

Canvas: blank mono canvas, 10 mesh (10 threads to the inch), cut 20.5 in square (52.1 cm).

Needle: blunt tapestry, size 18. Also masking tape for the cut edges, and small scissors.

Thread: pearl cotton size 3, 23 colors, about 52 skeins in all (an estimate). Stitch with 2 lengths together.

Make it a pillow: backing fabric, an insert the size of the stitching or an inch larger, and cord or piping for the edge. How to finish a pillow.

Thread list, DMC

			stitches	skeins
●	**3752**	Very Light Antique Blue	2,312	4
■	**712**	Cream	2,174	4
▲	**3033**	Very Light Mocha Brown	2,126	4
◆	**986**	Very Dark Forest Green	1,815	4
▼	**3861**	Light Cocoa	1,561	3
★	**934**	Black Avocado Green	1,438	3
❖	**3782**	Light Mocha Brown	1,412	3
X	**989**	Forest Green	1,362	3
H	**3371**	Black Brown	1,296	2
+	**3790**	Ultra Dark Beige Gray	1,281	2
=	**988**	Medium Forest Green	1,218	2
Z	**951**	Light Tawny	1,118	2
A	**838**	Very Dark Beige Brown	966	2
V	**932**	Light Antique Blue	828	2
T	**3689**	Light Mauve	807	2
N	**902**	Very Dark Garnet	749	2
S	**987**	Dark Forest Green	746	2
K	**3831**	Dark Raspberry	665	1
E	**3833**	Light Raspberry	590	1
C	**3348**	Light Yellow Green	521	1
P	**3832**	Medium Raspberry	510	1
U	**931**	Medium Antique Blue	66	1
L	**729**	Medium Old Gold	39	1

Skeins are estimates, with the two extra rows: the thread a stitch takes on the front and back of 10 mesh canvas, plus 30 percent, rounded up for each color.

Thread colors are approximate screen matches to DMC numbers. Check against real thread before you buy.

For your own stitching, gifts and handmade pieces you sell. Do not resell or share this PDF or copies of it.

Lamb on a ewe's back, pink roses

Needlepoint pattern

Columns 1 to 84, rows 1 to 69

This page is the dark part of the chart



Key

- DMC 3752
- DMC 712 Cream
- DMC 3033
- DMC 986
- DMC 3861
- DMC 934
- DMC 3782
- DMC 989
- DMC 3371
- DMC 3790
- DMC 988
- DMC 951 Light Tawny
- DMC 838
- DMC 932
- DMC 3689
- DMC 902
- DMC 987
- DMC 3831
- DMC 3833
- DMC 3348
- DMC 3832
- DMC 931

Lamb on a ewe's back, pink roses

Needlepoint pattern

Columns 85 to 160, rows 1 to 69. Gray squares: charted already, do not stitch again

This page is the dark part of the chart



Key

- ● **DMC 3752** Very Light Antique Blue
- ■ **DMC 712** Cream
- ▲ **DMC 3033** Very Light Mocha Brown
- ◆ **DMC 986** Very Dark Forest Green
- ▼ **DMC 3861** Light Cocoa
- ★ **DMC 934** Black Avocado Green
- ❖ **DMC 3782** Light Mocha Brown
- X **DMC 989** Forest Green
- H **DMC 3371** Black Brown
- \+ **DMC 3790** Ultra Dark Beige Gray
- = **DMC 988** Medium Forest Green
- Z **DMC 951** Light Tawny
- A **DMC 838** Very Dark Beige Brown
- V **DMC 932** Light Antique Blue
- T **DMC 3689** Light Mauve
- N **DMC 902** Very Dark Garnet
- S **DMC 987** Dark Forest Green
- K **DMC 3831** Dark Raspberry
- E **DMC 3833** Light Raspberry
- C **DMC 3348** Light Yellow Green
- P **DMC 3832** Medium Raspberry
- U **DMC 931** Medium Antique Blue
- L **DMC 729** Medium Old Gold

Lamb on a ewe's back, pink roses

Needlepoint pattern

Columns 1 to 54, rows 70 to 160. Gray squares: charted already, do not stitch again

This page is the dark part of the chart



Key

- ■ **DMC 712** Cream
- ▲ **DMC 3033** Very Light Mocha Brown
- ◆ **DMC 986** Very Dark Forest Green
- ▼ **DMC 3861** Light Cocoa
- ★ **DMC 934** Black Avocado Green
- ❖ **DMC 3782** Light Mocha Brown
- X **DMC 989** Forest Green
- H **DMC 3371** Black Brown
- \+ **DMC 3790** Ultra Dark Beige Gray
- = **DMC 988** Medium Forest Green
- A **DMC 838** Very Dark Beige Brown
- S **DMC 987** Dark Forest Green
- C **DMC 3348** Light Yellow Green
- L **DMC 729** Medium Old Gold

Lamb on a ewe's back, pink roses

Needlepoint pattern

Columns 55 to 107, rows 70 to 160. Start at the red outline. Gray squares: charted already, do not stitch again

This page is the dark part of the chart



Key

- ■ **DMC 712** Cream
- ▲ **DMC 3033** Very Light Mocha Brown
- ◆ **DMC 986** Very Dark Forest Green
- ▼ **DMC 3861** Light Cocoa
- ★ **DMC 934** Black Avocado Green
- ❖ **DMC 3782** Light Mocha Brown
- X **DMC 989** Forest Green
- H **DMC 3371** Black Brown
- \+ **DMC 3790** Ultra Dark Beige Gray
- = **DMC 988** Medium Forest Green
- A **DMC 838** Very Dark Beige Brown
- T **DMC 3689** Light Mauve
- S **DMC 987** Dark Forest Green
- E **DMC 3833** Light Raspberry
- C **DMC 3348** Light Yellow Green

Lamb on a ewe's back, pink roses

Needlepoint pattern

Columns 108 to 160, rows 70 to 160. Gray squares: charted already, do not stitch again

This page is the dark part of the chart



Key

- DMC 712 Cream
- DMC 3033 Very Light Mocha Brown
- DMC 986 Very Dark Forest Green
- DMC 3861 Light Cocoa
- DMC 934 Black Avocado Green
- DMC 3782 Light Mocha Brown
- X DMC 989 Forest Green
- H DMC 3371 Black Brown
- \+ DMC 3790 Ultra Dark Beige Gray
- = DMC 988 Medium Forest Green
- A DMC 838 Very Dark Beige Brown
- T DMC 3689 Light Mauve
- N DMC 902 Very Dark Garnet
- S DMC 987 Dark Forest Green
- K DMC 3831 Dark Raspberry
- E DMC 3833 Light Raspberry
- C DMC 3348 Light Yellow Green
- P DMC 3832 Medium Raspberry