The Last Supper by lamplight

Needlepoint pattern | 160 x 120 stitches | 16 x 12 in (40.6 x 30.5 cm) on 10 mesh | 24 colors



Thread key, DMC

			stitches	yards	skeins
●	801	Dark Coffee Brown	3,497	44	6
■	434	Light Brown	2,308	29	4
▲	938	Ultra Dark Coffee Brown	2,079	26	4
◆	3371	Black Brown	1,896	24	3
▼	435	Very Light Brown	890	11	2
★	841	Light Beige Brown	799	10	2
❖	437	Light Tan	796	10	2
X	939	Very Dark Navy Blue	787	10	2
O	3011	Dark Khaki Green	757	10	2
+	739	Ultra Very Light Tan	723	9	2
=	336	Navy Blue	615	8	1
Z	934	Black Avocado Green	589	8	1
A	632	Ultra Very Dark Desert Sand	538	7	1
V	931	Medium Antique Blue	477	6	1
T	3835	Medium Grape	428	6	1
N	3834	Dark Grape	376	5	1
S	3064	Desert Sand	346	5	1
K	154	Very Dark Grape	335	5	1
E	936	Very Dark Avocado Green	329	5	1
C	783	Medium Topaz	186	3	1
P	3822	Light Straw	164	3	1
U	3865	Winter White	135	2	1
L	815	Medium Garnet	110	2	1
2	347	Very Dark Salmon	40	1	1

One chart square is one tent stitch over one canvas intersection.

Cut the canvas at least 20 x 16 in (50.8 x 40.6 cm) for 10 mesh: the design and 2 in (5.1 cm) of margin on every side.

19,200 stitches in all. Start from the center: a red arrow above the chart marks the center column, and one to the left of it the center row. The arrows are on the pages those lines cross.

The chart is divided evenly over 4 pages. Pages 2, 3, 4 and 5 are turned on their side, for a part that is wider than it is tall. Where chart pages join, gray squares repeat two rows or columns. The small picture at the top of each chart page shows which part it is.

Thread: pearl cotton size 3, 2 strands in the needle on 10 mesh, about 43 skeins of 16.4 yd in all. Or six-strand floss, 8 to 10 strands, about 57 skeins of 8.7 yd; or tapestry wool, 1 strand, about 41 skeins of 8.7 yd; or Persian wool, 3 strands, about 43 skeins of 8 yd. Wool is numbered differently: match it by eye. Needle: tapestry, size 16 or 18.

Yards and skeins are estimates: the thread a stitch takes on the front and back of 10 mesh canvas, plus 30 percent, rounded up for each color (about 249 yards in all, as the thread lies in the needle).

Thread colors are approximate screen matches to DMC numbers. Check against real thread before you buy.

Make it a pillow: also have backing fabric, an insert the size of the stitching or an inch larger, and cord or piping for the edge. The seam takes the last two rows: stitch two extra rows all round, or keep the edge plain. "How to finish a pillow" is a guide linked from this pattern's page.

For your own stitching, gifts and handmade pieces you sell. Do not resell or share this PDF.

The Last Supper by lamplight

Needlepoint pattern

Chart 1 of 4: columns 1 to 80, rows 1 to 60

This page is the dark part of the chart



The Last Supper by lamplight

Needlepoint pattern

This page is the dark part of the chart

Chart 2 of 4: columns 81 to 160, rows 1 to 60; gray squares repeat columns 79 and 80



The Last Supper by lamplight

Needlepoint pattern

Chart 3 of 4: columns 1 to 80, rows 61 to 120; gray squares repeat rows 59 and 60

This page is the dark part of the chart



The Last Supper by lamplight

Needlepoint pattern

Chart 4 of 4: columns 81 to 160, rows 61 to 120; gray squares repeat columns 79 and 80 and rows 59 and 60

This page is the dark part of the chart

