The Last Supper by lamplight

Needlepoint pattern | 160 x 120 stitches | 16 x 12 in (40.6 x 30.5 cm) on 10 mesh | 24 colors



Thread key, DMC

			stitches	yards	skeins
●	**801**	Dark Coffee Brown	3,497	44	6
■	**434**	Light Brown	2,308	29	4
▲	**938**	Ultra Dark Coffee Brown	2,079	26	4
◆	**3371**	Black Brown	1,896	24	3
▼	**435**	Very Light Brown	890	11	2
★	**841**	Light Beige Brown	799	10	2
❖	**437**	Light Tan	796	10	2
X	**939**	Very Dark Navy Blue	787	10	2
O	**3011**	Dark Khaki Green	757	10	2
+	**739**	Ultra Very Light Tan	723	9	2
=	**336**	Navy Blue	615	8	1
Z	**934**	Black Avocado Green	589	8	1
A	**632**	Ultra Very Dark Desert Sand	538	7	1
V	**931**	Medium Antique Blue	477	6	1
T	**3835**	Medium Grape	428	6	1
N	**3834**	Dark Grape	376	5	1
S	**3064**	Desert Sand	346	5	1
K	**154**	Very Dark Grape	335	5	1
E	**936**	Very Dark Avocado Green	329	5	1
C	**783**	Medium Topaz	186	3	1
P	**3822**	Light Straw	164	3	1
U	**3865**	Winter White	135	2	1
L	**815**	Medium Garnet	110	2	1
2	**347**	Very Dark Salmon	40	1	1

One chart square is one tent stitch over one canvas intersection.

Cut the canvas at least 20 x 16 in (50.8 x 40.6 cm) for 10 mesh: the design and 2 in (5.1 cm) of margin on every side.

19,200 stitches in all. Start from the center: a red arrow above the chart marks the center column, and one to the left of it the center row. The arrows are on the pages those lines cross.

The chart is divided evenly over 4 pages. Pages 2, 3, 4 and 5 are turned on their side, for a part that is wider than it is tall. Where chart pages join, gray squares repeat two rows or columns. The small picture at the top of each chart page shows which part it is.

Thread: pearl cotton size 3, 2 strands in the needle on 10 mesh, about 43 skeins of 16.4 yd in all. Or six-strand floss, 8 to 10 strands, about 57 skeins of 8.7 yd; or tapestry wool, 1 strand, about 41 skeins of 8.7 yd; or Persian wool, 3 strands, about 43 skeins of 8 yd. Wool is numbered differently: match it by eye. Needle: tapestry, size 16 or 18.

Yards and skeins are estimates: the thread a stitch takes on the front and back of 10 mesh canvas, plus 30 percent, rounded up for each color (about 249 yards in all, as the thread lies in the needle).

Thread colors are approximate screen matches to DMC numbers. Check against real thread before you buy.

Make it a pillow: also have backing fabric, an insert the size of the stitching or an inch larger, and cord or piping for the edge. The seam takes the last two rows: stitch two extra rows all round, or keep the edge plain. "How to finish a pillow" is a guide linked from this pattern's page.

For your own stitching, gifts and handmade pieces you sell. Do not resell or share this PDF.

The Last Supper by lamplight

Needlepoint pattern

Chart 1 of 4: columns 1 to 80, rows 1 to 60

This page is the dark part of the chart



The Last Supper by lamplight

Needlepoint pattern

Chart 2 of 4: columns 81 to 160, rows 1 to 60; gray squares repeat columns 79 and 80

This page is the dark part of the chart



The Last Supper by lamplight

Needlepoint pattern

Chart 3 of 4: columns 1 to 80, rows 61 to 120; gray squares repeat rows 59 and 60

This page is the dark part of the chart



The Last Supper by lamplight

Needlepoint pattern

Chart 4 of 4: columns 81 to 160, rows 61 to 120; gray squares repeat columns 79 and 80 and rows 59 and 60

This page is the dark part of the chart

