Leopard in the leaves lumbar pillow

Needlepoint pattern | 160 x 120 stitches | 16 x 12 in (40.6 x 30.5 cm) on 10 mesh | 24 colors



Thread key, DMC

			stitches	yards	skeins
●	**310**	Black	4,285	53	7
■	**500**	Very Dark Blue Green	2,515	31	4
▲	**3371**	Black Brown	1,831	23	3
◆	**3820**	Dark Straw	1,830	23	3
▼	**3847**	Dark Teal Green	1,638	21	3
★	**3822**	Light Straw	1,293	16	2
❖	**783**	Medium Topaz	875	11	2
X	**780**	Ultra Very Dark Topaz	665	9	1
O	**501**	Dark Blue Green	615	8	1
+	**898**	Very Dark Coffee Brown	544	7	1
=	**988**	Medium Forest Green	483	6	1
Z	**3816**	Celadon Green	476	6	1
A	**986**	Very Dark Forest Green	359	5	1
V	**815**	Medium Garnet	307	4	1
T	**746**	Off White	300	4	1
N	**3805**	Cyclamen Pink	278	4	1
S	**3862**	Dark Mocha Beige	220	3	1
K	**3804**	Dark Cyclamen Pink	218	3	1
E	**603**	Cranberry	98	2	1
C	**906**	Medium Parrot Green	96	2	1
P	**907**	Light Parrot Green	91	2	1
U	**3817**	Light Celadon Green	81	1	1
L	**3863**	Medium Mocha Beige	71	1	1
2	**3859**	Light Rosewood	31	1	1

One chart square is one tent stitch over one canvas intersection.

Cut the canvas at least 20 x 16 in (50.8 x 40.6 cm) for 10 mesh: the design and 2 in (5.1 cm) of margin on every side.

19,200 stitches in all. Start from the center: a red arrow above the chart marks the center column, and one to the left of it the center row. The arrows are on the pages those lines cross.

The chart is divided evenly over 4 pages. Pages 2, 3, 4 and 5 are turned on their side, for a part that is wider than it is tall. Where chart pages join, gray squares repeat two rows or columns. The small picture at the top of each chart page shows which part it is.

Thread: pearl cotton size 3, 2 strands in the needle on 10 mesh, about 41 skeins of 16.4 yd in all. Or six-strand floss, 8 to 10 strands, about 60 skeins of 8.7 yd; or tapestry wool, 1 strand, about 41 skeins of 8.7 yd; or Persian wool, 3 strands, about 42 skeins of 8 yd. Wool is numbered differently: match it by eye. Needle: tapestry, size 16 or 18.

Yards and skeins are estimates: the thread a stitch takes on the front and back of 10 mesh canvas, plus 30 percent, rounded up for each color (about 246 yards in all, as the thread lies in the needle).

Thread colors are approximate screen matches to DMC numbers. Check against real thread before you buy.

Make it a pillow: also have backing fabric, an insert the size of the stitching or an inch larger, and cord or piping for the edge. The seam takes the last two rows: stitch two extra rows all round, or keep the edge plain. "How to finish a pillow" is a guide linked from this pattern's page.

For your own stitching, gifts and handmade pieces you sell. Do not resell or share this PDF.

Leopard in the leaves lumbar pillow

Needlepoint pattern

Chart 1 of 4: columns 1 to 80, rows 1 to 60

This page is the dark part of the chart



Leopard in the leaves lumbar pillow

Needlepoint pattern

Chart 2 of 4: columns 81 to 160, rows 1 to 60; gray squares repeat columns 79 and 80

This page is the dark part of the chart



Leopard in the leaves lumbar pillow

Needlepoint pattern

Chart 3 of 4: columns 1 to 80, rows 61 to 120; gray squares repeat rows 59 and 60

This page is the dark part of the chart



Leopard in the leaves lumbar pillow

Needlepoint pattern

Chart 4 of 4: columns 81 to 160, rows 61 to 120; gray squares repeat columns 79 and 80 and rows 59 and 60

This page is the dark part of the chart

