Mare and foal by a red lighthouse

Needlepoint pattern | 140 x 140 stitches | 14 x 14 in (35.6 x 35.6 cm) on 10 mesh | 24 colors



How to stitch it



1. Each square is one tent stitch, up at 1, down at 2. Lines in continental, right to left, the canvas upside down for the next row; wide areas in basketweave.
2. Cut 18 in of thread. Start and end it without a knot left behind.
3. Mark the middle of the canvas. It is the outlined square on page 2, column 70, row 70 (DMC 3827): start there. Count threads, not holes.
4. Go on from it: picture first, background last. Gray squares are on two pages: stitch them once.
5. Last, two more rows all round, each stitch in the color it lies beside: the seam hides them.

First time? How to needlepoint: flossfield.com/needlepoint/guides/how-to-start/
How to read a chart: flossfield.com/needlepoint/guides/how-to-read-a-chart/

What you need

Canvas: blank mono canvas, 10 mesh (10 threads to the inch), cut 18.5 in square (47 cm).

Needle: blunt tapestry, size 18. Also masking tape for the cut edges, and small scissors.

Thread: pearl cotton size 3, 24 colors, about 44 skeins in all (an estimate). Stitch with 2 lengths together.

Make it a pillow: backing fabric, an insert the size of the stitching or an inch larger, and cord or piping for the edge. How to finish a pillow.

Thread list, DMC

			stitches	skeins
●	**950**	Light Desert Sand	2,126	4
■	**3042**	Light Antique Violet	1,963	4
▲	**931**	Medium Antique Blue	1,703	4
◆	**778**	Very Light Antique Mauve	1,622	3
▼	**3371**	Black Brown	1,619	3
★	**932**	Light Antique Blue	1,610	3
❖	**801**	Dark Coffee Brown	1,376	3
X	**434**	Light Brown	1,282	2
H	**3864**	Light Mocha Beige	1,158	2
+	**976**	Medium Golden Brown	1,000	2
=	**3856**	Ultra Very Light Mahogany	597	1
Z	**3823**	Ultra Pale Yellow	541	1
A	**3855**	Light Autumn Gold	402	1
V	**758**	Very Light Terra Cotta	391	1
T	**936**	Very Dark Avocado Green	371	1
N	**745**	Light Pale Yellow	333	1
S	**738**	Very Light Tan	316	1
K	**3827**	Pale Golden Brown	281	1
E	**3863**	Medium Mocha Beige	263	1
C	**3777**	Very Dark Terra Cotta	225	1
P	**3052**	Medium Green Gray	148	1
U	**3830**	Terra Cotta	103	1
L	**977**	Light Golden Brown	86	1
2	**930**	Dark Antique Blue	84	1

Skeins are estimates, with the two extra rows: the thread a stitch takes on the front and back of 10 mesh canvas, plus 30 percent, rounded up for each color.

Thread colors are approximate screen matches to DMC numbers. Check against real thread before you buy.

For your own stitching, gifts and handmade pieces you sell. Do not resell or share this PDF or copies of it.

Mare and foal by a red lighthouse Needlepoint pattern

Columns 1 to 74, rows 1 to 74. Start at the red outline

This page is the dark part of the chart



Key

- ■ **DMC 3042** Light Antique Violet
- ▲ **DMC 931** Medium Antique Blue
- ◆ **DMC 778** Very Light Antique Mauve
- ▼ **DMC 3371** Black Brown
- ★ **DMC 932** Light Antique Blue
- ❖ **DMC 801** Dark Coffee Brown
- X **DMC 434** Light Brown
- H **DMC 3864** Light Mocha Beige
- \+ **DMC 976** Medium Golden Brown
- = **DMC 3856** Ultra Very Light Mahogany
- Z **DMC 3823** Ultra Pale Yellow
- A **DMC 3855** Light Autumn Gold
- V **DMC 758** Very Light Terra Cotta
- T **DMC 936** Very Dark Avocado Green
- N **DMC 745** Light Pale Yellow
- K **DMC 3827** Pale Golden Brown
- E **DMC 3863** Medium Mocha Beige
- C **DMC 3777** Very Dark Terra Cotta
- P **DMC 3052** Medium Green Gray
- U **DMC 3830** Terra Cotta
- 2 **DMC 930** Dark Antique Blue

Mare and foal by a red lighthouse Needlepoint pattern

Columns 75 to 140, rows 1 to 74. Gray squares: charted already, do not stitch again

This page is the dark part of the chart



Key

- ● **DMC 950** Light Desert Sand
- ■ **DMC 3042** Light Antique Violet
- ▲ **DMC 931** Medium Antique Blue
- ◆ **DMC 778** Very Light Antique Mauve
- ▼ **DMC 3371** Black Brown
- ★ **DMC 932** Light Antique Blue
- ❖ **DMC 801** Dark Coffee Brown
- X **DMC 434** Light Brown
- H **DMC 3864** Light Mocha Beige
- \+ **DMC 976** Medium Golden Brown
- = **DMC 3856** Ultra Very Light Mahogany
- Z **DMC 3823** Ultra Pale Yellow
- V **DMC 758** Very Light Terra Cotta
- K **DMC 3827** Pale Golden Brown
- 2 **DMC 930** Dark Antique Blue

Mare and foal by a red lighthouse Needlepoint pattern

Columns 1 to 74, rows 75 to 140. Gray squares: charted already, do not stitch again

This page is the dark part of the chart



Key

- ● **DMC 950** Light Desert Sand
- ■ **DMC 3042** Light Antique Violet
- ▲ **DMC 931** Medium Antique Blue
- ◆ **DMC 778** Very Light Antique Mauve
- ▼ **DMC 3371** Black Brown
- ★ **DMC 932** Light Antique Blue
- ❖ **DMC 801** Dark Coffee Brown
- X **DMC 434** Light Brown
- H **DMC 3864** Light Mocha Beige
- \+ **DMC 976** Medium Golden Brown
- Z **DMC 3823** Ultra Pale Yellow
- A **DMC 3855** Light Autumn Gold
- V **DMC 758** Very Light Terra Cotta
- T **DMC 936** Very Dark Avocado Green
- S **DMC 738** Very Light Tan
- K **DMC 3827** Pale Golden Brown
- E **DMC 3863** Medium Mocha Beige
- P **DMC 3052** Medium Green Gray
- L **DMC 977** Light Golden Brown
- 2 **DMC 930** Dark Antique Blue

Mare and foal by a red lighthouse Needlepoint pattern

Columns 75 to 140, rows 75 to 140. Gray squares: charted already, do not stitch again

This page is the dark part of the chart



Key

- ● **DMC 950** Light Desert Sand
- ■ **DMC 3042** Light Antique Violet
- ▲ **DMC 931** Medium Antique Blue
- ◆ **DMC 778** Very Light Antique Mauve
- ▼ **DMC 3371** Black Brown
- ★ **DMC 932** Light Antique Blue
- ❖ **DMC 801** Dark Coffee Brown
- X **DMC 434** Light Brown
- H **DMC 3864** Light Mocha Beige
- \+ **DMC 976** Medium Golden Brown
- Z **DMC 3823** Ultra Pale Yellow
- T **DMC 936** Very Dark Avocado Green
- K **DMC 3827** Pale Golden Brown
- P **DMC 3052** Medium Green Gray
- 2 **DMC 930** Dark Antique Blue