The Milkmaid after Vermeer

Needlepoint pattern | 140 x 140 stitches | 14 x 14 in (35.6 x 35.6 cm) on 10 mesh | 24 colors



Thread key, DMC

			stitches	yards	skeins
●	**ECRU**	Ecru	4,565	57	7
■	**318**	Light Steel Gray	2,776	35	5
▲	**898**	Very Dark Coffee Brown	1,186	15	2
◆	**934**	Black Avocado Green	1,078	14	2
▼	**3033**	Very Light Mocha Brown	933	12	2
★	**3362**	Dark Pine Green	858	11	2
❖	**415**	Pearl Gray	793	10	2
X	**3777**	Very Dark Terra Cotta	784	10	2
O	**414**	Dark Steel Gray	751	10	2
+	**336**	Navy Blue	692	9	2
=	**798**	Dark Delft Blue	659	9	1
Z	**3822**	Light Straw	599	8	1
A	**436**	Tan	568	7	1
V	**3371**	Black Brown	501	7	1
T	**434**	Light Brown	498	7	1
N	**3820**	Dark Straw	426	6	1
S	**712**	Cream	392	5	1
K	**939**	Very Dark Navy Blue	346	5	1
E	**945**	Tawny	316	4	1
C	**3830**	Terra Cotta	231	3	1
P	**3064**	Desert Sand	226	3	1
U	**780**	Ultra Very Dark Topaz	211	3	1
L	**799**	Medium Delft Blue	197	3	1
2	**B5200**	Snow White	14	1	1

One chart square is one tent stitch over one canvas intersection.

Cut the canvas at least 18 x 18 in (45.7 x 45.7 cm) for 10 mesh: the design and 2 in (5.1 cm) of margin on every side.

19,600 stitches in all. Start from the center: a red arrow above the chart marks the center column, and one to the left of it the center row. The arrows are on the pages those lines cross.

The chart is divided evenly over 4 pages. Where chart pages join, gray squares repeat two rows or columns. The small picture at the top of each chart page shows which part it is.

Thread: pearl cotton size 3, 2 strands in the needle on 10 mesh, about 42 skeins of 16.4 yd in all. Or six-strand floss, 8 to 10 strands, about 58 skeins of 8.7 yd; or tapestry wool, 1 strand, about 40 skeins of 8.7 yd; or Persian wool, 3 strands, about 44 skeins of 8 yd. Wool is numbered differently: match it by eye. Needle: tapestry, size 16 or 18.

Yards and skeins are estimates: the thread a stitch takes on the front and back of 10 mesh canvas, plus 30 percent, rounded up for each color (about 254 yards in all, as the thread lies in the needle).

Thread colors are approximate screen matches to DMC numbers. Check against real thread before you buy.

Make it a pillow: also have backing fabric, an insert the size of the stitching or an inch larger, and cord or piping for the edge. The seam takes the last two rows: stitch two extra rows all round, or keep the edge plain. "How to finish a pillow" is a guide linked from this pattern's page.

For your own stitching, gifts and handmade pieces you sell. Do not resell or share this PDF or copies of it.

The Milkmaid after Vermeer

Needlepoint pattern

Chart 1 of 4: columns 1 to 70, rows 1 to 70

This page is the dark part of the chart



Key

- ● **DMC ECRU** Ecru
- ■ **DMC 318** Light Steel Gray
- ▲ **DMC 898** Very Dark Coffee Brown
- ▼ **DMC 3033** Very Light Mocha Brown
- ★ **DMC 3362** Dark Pine Green
- ❖ **DMC 415** Pearl Gray
- O **DMC 414** Dark Steel Gray
- Z **DMC 3822** Light Straw
- A **DMC 436** Tan
- V **DMC 3371** Black Brown
- T **DMC 434** Light Brown
- N **DMC 3820** Dark Straw
- S **DMC 712** Cream
- E **DMC 945** Tawny
- U **DMC 780** Ultra Very Dark Topaz

The Milkmaid after Vermeer

Needlepoint pattern

This page is the dark part of the chart

Chart 2 of 4: columns 71 to 140, rows 1 to 70; gray squares repeat columns 69 and 70



Key

- ● **DMC ECRU** Ecru
- ■ **DMC 318** Light Steel Gray
- ▲ **DMC 898** Very Dark Coffee Brown
- ▼ **DMC 3033** Very Light Mocha Brown
- ❖ **DMC 415** Pearl Gray
- X **DMC 3777** Very Dark Terra Cotta
- Z **DMC 3822** Light Straw
- A **DMC 436** Tan
- N **DMC 3820** Dark Straw
- S **DMC 712** Cream
- E **DMC 945** Tawny
- P **DMC 3064** Desert Sand
- U **DMC 780** Ultra Very Dark Topaz

The Milkmaid after Vermeer

Needlepoint pattern

Chart 3 of 4: columns 1 to 70, rows 71 to 140; gray squares repeat rows 69 and 70

This page is the dark part of the chart



Key

- ● **DMC ECRU** Ecru
- ■ **DMC 318** Light Steel Gray
- ▲ **DMC 898** Very Dark Coffee Brown
- ◆ **DMC 934** Black Avocado Green
- ★ **DMC 3362** Dark Pine Green
- ❖ **DMC 415** Pearl Gray
- X **DMC 3777** Very Dark Terra Cotta
- O **DMC 414** Dark Steel Gray
- \+ **DMC 336** Navy Blue
- = **DMC 798** Dark Delft Blue
- Z **DMC 3822** Light Straw
- A **DMC 436** Tan
- V **DMC 3371** Black Brown
- T **DMC 434** Light Brown
- K **DMC 939** Very Dark Navy Blue
- E **DMC 945** Tawny
- C **DMC 3830** Terra Cotta
- P **DMC 3064** Desert Sand
- L **DMC 799** Medium Delft Blue
- 2 **DMC B5200** Snow White

The Milkmaid after Vermeer

Needlepoint pattern

This page is the dark part of the chart

Chart 4 of 4: columns 71 to 140, rows 71 to 140; gray squares repeat columns 69 and 70 and rows 69 and 70



Key

- ● **DMC ECRU** Ecru
- ■ **DMC 318** Light Steel Gray
- ▲ **DMC 898** Very Dark Coffee Brown
- ◆ **DMC 934** Black Avocado Green
- ▼ **DMC 3033** Very Light Mocha Brown
- ★ **DMC 3362** Dark Pine Green
- X **DMC 3777** Very Dark Terra Cotta
- \+ **DMC 336** Navy Blue
- = **DMC 798** Dark Delft Blue
- Z **DMC 3822** Light Straw
- A **DMC 436** Tan
- V **DMC 3371** Black Brown
- T **DMC 434** Light Brown
- N **DMC 3820** Dark Straw
- K **DMC 939** Very Dark Navy Blue
- E **DMC 945** Tawny
- C **DMC 3830** Terra Cotta
- P **DMC 3064** Desert Sand
- U **DMC 780** Ultra Very Dark Topaz
- L **DMC 799** Medium Delft Blue