Milkweed pods in the wind

Needlepoint pattern | 90 x 126 stitches | 5 x 7 in (12.7 x 17.8 cm) on 18 mesh | 20 colors



How to stitch it



1. Each square is one tent stitch, up at 1, down at 2. Lines in continental, right to left, the canvas upside down for the next row; wide areas in basketweave.
2. Cut 18 in of thread. Start and end it without a knot left behind.
3. Mark the middle of the canvas. It is the outlined square on page 2, column 45, row 63 (DMC 975): start there. Count threads, not holes.
4. Go on from it: picture first, background last. Gray squares are on two pages: stitch them once.
5. When it is done, block it square.

First time? How to needlepoint: flossfield.com/needlepoint/guides/how-to-start/
How to read a chart: flossfield.com/needlepoint/guides/how-to-read-a-chart/

What you need

Canvas: blank mono canvas, 18 mesh (18 threads to the inch), cut 9 in wide x 11 in high (22.9 x 27.9 cm).

Needle: blunt tapestry, size 22. Also masking tape for the cut edges, and small scissors.

Thread: six-strand floss, 20 colors, about 23 skeins in all (an estimate). Stitch with 4 strands (5 or 6 if canvas shows).

Frame it: acid-free board and a frame.
How to frame needlepoint.

Thread list, DMC

			stitches	skeins
●	3750	Very Dark Antique Blue	2,670	3
■	930	Dark Antique Blue	1,517	2
▲	522	Fern Green	943	1
◆	931	Medium Antique Blue	728	1
▼	936	Very Dark Avocado Green	653	1
★	BLANC	White	632	1
❖	3740	Dark Antique Violet	519	1
X	3042	Light Antique Violet	476	1
H	310	Black	453	1
+	975	Dark Golden Brown	378	1
=	676	Light Old Gold	375	1
Z	520	Dark Fern Green	368	1
A	970	Light Pumpkin	302	1
V	3856	Ultra Very Light Mahogany	299	1
T	932	Light Antique Blue	255	1
N	745	Light Pale Yellow	253	1
S	898	Very Dark Coffee Brown	189	1
K	977	Light Golden Brown	137	1
E	524	Very Light Fern Green	106	1
C	3752	Very Light Antique Blue	87	1

Skeins are estimates: the thread a stitch takes on the front and back of 18 mesh canvas, plus 30 percent, rounded up for each color.
Thread colors are approximate screen matches to DMC numbers. Check against real thread before you buy.
For your own stitching, gifts and handmade pieces you sell. Do not resell or share this PDF or copies of it.

Milkweed pods in the wind

Needlepoint pattern

Columns 1 to 90, rows 1 to 67. Start at the red outline

This page is the dark part of the chart



Key

- DMC 3750 — Very Dark Antique Blue
- DMC 930 — Dark Antique Blue
- DMC 522 — Fern Green
- DMC 931 — Medium Antique Blue
- DMC 936 — Very Dark Avocado Green
- DMC BLANC — White
- DMC 310 — Black
- DMC 975 — Dark Golden Brown
- DMC 676 — Light Old Gold
- DMC 520 — Dark Fern Green
- DMC 932 — Light Antique Blue
- DMC 745 — Light Pale Yellow
- DMC 898 — Very Dark Coffee Brown
- DMC 977 — Light Golden Brown
- DMC 524 — Very Light Fern Green
- DMC 3752 — Very Light Antique Blue

Milkweed pods in the wind

Needlepoint pattern

Columns 1 to 90, rows 68 to 126. Gray squares: charted already, do not stitch again

This page is the dark part of the chart



Key

- **DMC 3750** Very Dark Antique Blue
- **DMC 930** Dark Antique Blue
- **DMC 522** Fern Green
- **DMC 931** Medium Antique Blue
- **DMC 936** Very Dark Avocado Green
- **DMC BLANC** White
- **DMC 3740** Dark Antique Violet
- **DMC 3042** Light Antique Violet
- **DMC 310** Black
- **DMC 975** Dark Golden Brown
- **DMC 676** Light Old Gold
- **DMC 520** Dark Fern Green
- **DMC 970** Light Pumpkin
- **DMC 3856** Ultra Very Light Mahogany
- **DMC 745** Light Pale Yellow
- **DMC 898** Very Dark Coffee Brown
- **DMC 977** Light Golden Brown
- **DMC 524** Very Light Fern Green