Months of the year in twelve windows

Needlepoint pattern | 182 x 182 stitches | 14 x 14 in (35.6 x 35.6 cm) on 13 mesh | 24 colors



Thread key, DMC

			stitches	yards	skeins
●	3808	Ultra Very Dark Turquoise	8,800	84	13
■	3823	Ultra Pale Yellow	3,615	35	6
▲	3046	Medium Yellow Beige	3,371	32	5
◆	3810	Dark Turquoise	1,672	16	3
▼	471	Very Light Avocado Green	1,400	14	3
★	161	Gray Blue	1,271	13	2
❖	3325	Light Baby Blue	1,232	12	2
X	3371	Black Brown	1,227	12	2
O	3346	Hunter Green	1,166	12	2
+	725	Medium Light Topaz	1,041	10	2
=	3755	Baby Blue	977	10	2
Z	727	Very Light Topaz	904	9	2
A	321	Red	857	9	2
V	472	Ultra Light Avocado Green	771	8	2
T	970	Light Pumpkin	710	7	2
N	435	Very Light Brown	634	7	1
S	605	Very Light Cranberry	607	6	1
K	BLANC	White	562	6	1
E	336	Navy Blue	530	6	1
C	3705	Dark Melon	423	5	1
P	920	Medium Copper	397	4	1
U	895	Very Dark Hunter Green	394	4	1
L	433	Medium Brown	324	4	1
2	815	Medium Garnet	239	3	1

One chart square is one tent stitch over one canvas intersection.

Cut the canvas at least 18 x 18 in (45.7 x 45.7 cm) for 13 mesh: the design and 2 in (5.1 cm) of margin on every side.

33,124 stitches in all. Start from the center: a red arrow above the chart marks the center column, and one to the left of it the center row. The arrows are on the pages those lines cross.

The chart is divided evenly over 6 pages. Where chart pages join, gray squares repeat two rows or columns. The small picture at the top of each chart page shows which part it is.

Thread: six-strand floss, 7 or 8 strands in the needle on 13 mesh (counted at 8), about 59 skeins of 8.7 yd in all. Or pearl cotton size 3, 1 strand, about 32 skeins of 16.4 yd; or tapestry wool, 1 strand, about 47 skeins of 8.7 yd; or Persian wool, 2 strands, about 37 skeins of 8 yd. Wool is numbered differently: match it by eye. Needle: tapestry, size 20.

Yards and skeins are estimates: the thread a stitch takes on the front and back of 13 mesh canvas, plus 30 percent, rounded up for each color (about 328 yards in all, as the thread lies in the needle).

Thread colors are approximate screen matches to DMC numbers. Check against real thread before you buy.

Make it a pillow: also have backing fabric, an insert the size of the stitching or an inch larger, and cord or piping for the edge. The seam takes the last two rows: stitch two extra rows all round, or keep the edge plain. "How to finish a pillow" is a guide linked from this pattern's page.

For your own stitching, gifts and handmade pieces you sell. Do not resell or share this PDF or copies of it.

Months of the year in twelve windows

Needlepoint pattern

This page is the dark part of the chart

Chart 1 of 6: columns 1 to 61, rows 1 to 91



Months of the year in twelve windows

Needlepoint pattern

This page is the dark part of the chart

Chart 2 of 6: columns 62 to 122, rows 1 to 91; gray squares repeat columns 60 and 61



Months of the year in twelve windows

Needlepoint pattern

This page is the dark part of the chart

Chart 3 of 6: columns 123 to 182, rows 1 to 91; gray squares repeat columns 121 and 122



Months of the year in twelve windows

Needlepoint pattern

Chart 4 of 6: columns 1 to 61, rows 92 to 182; gray squares repeat rows 90 and 91

This page is the dark part of the chart



Months of the year in twelve windows

Needlepoint pattern

This page is the dark part of the chart

Chart 5 of 6: columns 62 to 122, rows 92 to 182; gray squares repeat columns 60 and 61 and rows 90 and 91



Months of the year in twelve windows

Needlepoint pattern

This page is the dark part of the chart

Chart 6 of 6: columns 123 to 182, rows 92 to 182; gray squares repeat columns 121 and 122 and rows 90 and 91

