Ladies stitching by the window

Needlepoint pattern | 160 x 120 stitches | 16 x 12 in (40.6 x 30.5 cm) on 10 mesh | 24 colors



Thread key, DMC

			stitches	yards	skeins
●	**712**	Cream	2,971	37	5
■	**739**	Ultra Very Light Tan	1,314	17	2
▲	**437**	Light Tan	1,279	16	2
◆	**3809**	Very Dark Turquoise	1,222	16	2
▼	**3347**	Medium Yellow Green	1,085	14	2
★	**433**	Medium Brown	977	13	2
❖	**351**	Coral	942	12	2
X	**3753**	Ultra Very Light Antique Blue	924	12	2
O	**435**	Very Light Brown	900	12	2
+	**3808**	Ultra Very Dark Turquoise	779	10	2
=	**350**	Medium Coral	697	9	2
Z	**783**	Medium Topaz	656	9	1
A	**3835**	Medium Grape	620	8	1
V	**3836**	Light Grape	605	8	1
T	**3345**	Dark Hunter Green	596	8	1
N	**945**	Tawny	540	7	1
S	**758**	Very Light Terra Cotta	517	7	1
K	**898**	Very Dark Coffee Brown	499	7	1
E	**3834**	Dark Grape	455	6	1
C	**815**	Medium Garnet	446	6	1
P	**3348**	Light Yellow Green	423	6	1
U	**3820**	Dark Straw	356	5	1
L	**781**	Very Dark Topaz	225	3	1
2	**919**	Red Copper	172	3	1

One chart square is one tent stitch over one canvas intersection.

Cut the canvas at least 20 x 16 in (50.8 x 40.6 cm) for 10 mesh: the design and 2 in (5.1 cm) of margin on every side.

19,200 stitches in all. Start from the center: a red arrow above the chart marks the center column, and one to the left of it the center row. The arrows are on the pages those lines cross.

The chart is divided evenly over 4 pages. Pages 2, 3, 4 and 5 are turned on their side, for a part that is wider than it is tall. Where chart pages join, gray squares repeat two rows or columns. The small picture at the top of each chart page shows which part it is.

Thread: pearl cotton size 3, 2 strands in the needle on 10 mesh, about 38 skeins of 16.4 yd in all. Or six-strand floss, 8 to 10 strands, about 60 skeins of 8.7 yd; or tapestry wool, 1 strand, about 37 skeins of 8.7 yd; or Persian wool, 3 strands, about 40 skeins of 8 yd. Wool is numbered differently: match it by eye. Needle: tapestry, size 16 or 18.

Yards and skeins are estimates: the thread a stitch takes on the front and back of 10 mesh canvas, plus 30 percent, rounded up for each color (about 251 yards in all, as the thread lies in the needle).

Thread colors are approximate screen matches to DMC numbers. Check against real thread before you buy.

Make it a pillow: also have backing fabric, an insert the size of the stitching or an inch larger, and cord or piping for the edge. The seam takes the last two rows: stitch two extra rows all round, or keep the edge plain. "How to finish a pillow" is a guide linked from this pattern's page.

For your own stitching, gifts and handmade pieces you sell. Do not resell or share this PDF or copies of it.

Ladies stitching by the window

Needlepoint pattern

Chart 1 of 4: columns 1 to 80, rows 1 to 60

This page is the dark part of the chart



Key

- DMC 712 Cream
- DMC 739
- DMC 3809
- DMC 3347
- DMC 433 Medium Brown
- DMC 351 Coral
- DMC 3753
- DMC 435 Very Light Brown
- DMC 3808
- DMC 350 Medium Coral
- DMC 783 Medium Topaz
- DMC 3345
- DMC 945 Tawny
- DMC 758
- DMC 898
- DMC 815 Medium Garnet
- DMC 3348
- DMC 3820 Dark Straw
- DMC 781 Very Dark Topaz
- DMC 919 Red Copper

Ladies stitching by the window

Needlepoint pattern

Chart 2 of 4: columns 81 to 160, rows 1 to 60; gray squares repeat columns 79 and 80

This page is the dark part of the chart



Key

- ● DMC 712 Cream
- ■ DMC 739
- ◆ DMC 3809
- ▼ DMC 3347
- ★ DMC 433
- ❖ DMC 351 Coral
- X DMC 3753
- O DMC 435
- \+ DMC 3808
- = DMC 350
- Z DMC 783
- A DMC 3835
- V DMC 3836 Light Grape
- T DMC 3345
- N DMC 945 Tawny
- S DMC 758
- K DMC 898
- E DMC 3834 Dark Grape
- C DMC 815
- P DMC 3348
- U DMC 3820 Dark Straw
- L DMC 781
- 2 DMC 919 Red Copper

Ladies stitching by the window

Needlepoint pattern

Chart 3 of 4: columns 1 to 80, rows 61 to 120; gray squares repeat rows 59 and 60

This page is the dark part of the chart



Key

- DMC 712 Cream
- DMC 739
- DMC 437 Light Tan
- DMC 3809
- DMC 3347
- DMC 433 Medium Brown
- DMC 351 Coral
- DMC 435 Very Light Brown
- DMC 3808
- DMC 350 Medium Coral
- DMC 783 Medium Topaz
- DMC 3835 Medium Grape
- DMC 3836 Light Grape
- DMC 3345
- DMC 945 Tawny
- DMC 758
- DMC 898
- DMC 3834 Dark Grape
- DMC 815 Medium Garnet
- DMC 3348
- DMC 3820 Dark Straw
- DMC 781 Very Dark Topaz

Ladies stitching by the window

Needlepoint pattern

Chart 4 of 4: columns 81 to 160, rows 61 to 120; gray squares repeat columns 79 and 80 and rows 59 and 60

This page is the dark part of the chart



Key

- ● DMC 712 Cream
- ■ DMC 739
- ▲ DMC 437 Light Tan
- ◆ DMC 3809
- ▼ DMC 3347
- ★ DMC 433
- ❖ DMC 351 Coral
- O DMC 435
- \+ DMC 3808
- = DMC 350
- Z DMC 783
- A DMC 3835
- V DMC 3836 Light Grape
- T DMC 3345
- N DMC 945 Tawny
- S DMC 758
- K DMC 898
- E DMC 3834 Dark Grape
- C DMC 815
- U DMC 3820 Dark Straw
- L DMC 781
- 2 DMC 919 Red Copper