Owl wrapped in a striped blanket

Needlepoint pattern | 140 x 140 stitches | 14 x 14 in (35.6 x 35.6 cm) on 10 mesh | 19 colors



How to stitch it



1. Each square is one tent stitch, up at 1, down at 2. Lines in continental, right to left, the canvas upside down for the next row; wide areas in basketweave.
2. Cut 18 in of thread. Start and end it without a knot left behind.
3. Mark the middle of the canvas. It is the outlined square on page 2, column 70, row 70 (DMC 3865): start there. Count threads, not holes.
4. Go on from it: picture first, background last. Gray squares are on two pages: stitch them once.
5. Last, two more rows all round, each stitch in the color it lies beside: the seam hides them.

First time? How to needlepoint: flossfield.com/needlepoint/guides/how-to-start/
How to read a chart: flossfield.com/needlepoint/guides/how-to-read-a-chart/

What you need

Canvas: blank mono canvas, 10 mesh (10 threads to the inch), cut 18.5 in square (47 cm).

Needle: blunt tapestry, size 18. Also masking tape for the cut edges, and small scissors.

Thread: pearl cotton size 3, 19 colors, about 41 skeins in all (an estimate). Stitch with 2 lengths together.

Make it a pillow: backing fabric, an insert the size of the stitching or an inch larger, and cord or piping for the edge. How to finish a pillow.

Thread list, DMC

			stitches	skeins
●	**931**	Medium Antique Blue	4,037	7
■	**3865**	Winter White	3,613	6
▲	**3752**	Very Light Antique Blue	1,706	3
◆	**932**	Light Antique Blue	1,431	3
▼	**435**	Very Light Brown	1,218	2
★	**347**	Very Dark Salmon	1,161	2
❖	**433**	Medium Brown	1,057	2
X	**3371**	Black Brown	972	2
H	**160**	Medium Gray Blue	808	2
+	**739**	Ultra Very Light Tan	785	2
=	**437**	Light Tan	727	2
Z	**801**	Dark Coffee Brown	582	1
A	**3820**	Dark Straw	439	1
V	**3810**	Dark Turquoise	340	1
T	**353**	Peach	284	1
N	**815**	Medium Garnet	246	1
S	**783**	Medium Topaz	92	1
K	**842**	Very Light Beige Brown	65	1
E	**3808**	Ultra Very Dark Turquoise	37	1

Skeins are estimates, with the two extra rows: the thread a stitch takes on the front and back of 10 mesh canvas, plus 30 percent, rounded up for each color.

Thread colors are approximate screen matches to DMC numbers. Check against real thread before you buy.

For your own stitching, gifts and handmade pieces you sell. Do not resell or share this PDF or copies of it.

Owl wrapped in a striped blanket Needlepoint pattern

Columns 1 to 74, rows 1 to 74. Start at the red outline

This page is the dark part of the chart



Key

- ● **DMC 931** Medium Antique Blue
- ■ **DMC 3865** Winter White
- ▲ **DMC 3752** Very Light Antique Blue
- ◆ **DMC 932** Light Antique Blue
- ▼ **DMC 435** Very Light Brown
- ❖ **DMC 433** Medium Brown
- X **DMC 3371** Black Brown
- H **DMC 160** Medium Gray Blue
- = **DMC 437** Light Tan
- Z **DMC 801** Dark Coffee Brown
- A **DMC 3820** Dark Straw
- T **DMC 353** Peach
- S **DMC 783** Medium Topaz

Owl wrapped in a striped blanket Needlepoint pattern

Columns 75 to 140, rows 1 to 74. Gray squares: charted already, do not stitch again

This page is the dark part of the chart



Key

- ● **DMC 931** Medium Antique Blue
- ■ **DMC 3865** Winter White
- ▲ **DMC 3752** Very Light Antique Blue
- ◆ **DMC 932** Light Antique Blue
- ▼ **DMC 435** Very Light Brown
- ★ **DMC 347** Very Dark Salmon
- ❖ **DMC 433** Medium Brown
- X **DMC 3371** Black Brown
- H **DMC 160** Medium Gray Blue
- \+ **DMC 739** Ultra Very Light Tan
- = **DMC 437** Light Tan
- Z **DMC 801** Dark Coffee Brown
- A **DMC 3820** Dark Straw
- V **DMC 3810** Dark Turquoise
- T **DMC 353** Peach
- S **DMC 783** Medium Topaz
- K **DMC 842** Very Light Beige Brown
- E **DMC 3808** Ultra Very Dark Turquoise

Owl wrapped in a striped blanket Needlepoint pattern

Columns 1 to 74, rows 75 to 140. Gray squares: charted already, do not stitch again

This page is the dark part of the chart



Key

- ● **DMC 931** Medium Antique Blue
- ■ **DMC 3865** Winter White
- ▲ **DMC 3752** Very Light Antique Blue
- ◆ **DMC 932** Light Antique Blue
- ▼ **DMC 435** Very Light Brown
- ★ **DMC 347** Very Dark Salmon
- ❖ **DMC 433** Medium Brown
- X **DMC 3371** Black Brown
- \+ **DMC 739** Ultra Very Light Tan
- = **DMC 437** Light Tan
- Z **DMC 801** Dark Coffee Brown
- A **DMC 3820** Dark Straw
- V **DMC 3810** Dark Turquoise
- T **DMC 353** Peach
- N **DMC 815** Medium Garnet

Owl wrapped in a striped blanket Needlepoint pattern

Columns 75 to 140, rows 75 to 140. Gray squares: charted already, do not stitch again

This page is the dark part of the chart



Key

- ● **DMC 931** Medium Antique Blue
- ■ **DMC 3865** Winter White
- ▲ **DMC 3752** Very Light Antique Blue
- ◆ **DMC 932** Light Antique Blue
- ▼ **DMC 435** Very Light Brown
- ★ **DMC 347** Very Dark Salmon
- ❖ **DMC 433** Medium Brown
- X **DMC 3371** Black Brown
- \+ **DMC 739** Ultra Very Light Tan
- = **DMC 437** Light Tan
- Z **DMC 801** Dark Coffee Brown
- A **DMC 3820** Dark Straw
- V **DMC 3810** Dark Turquoise
- T **DMC 353** Peach
- N **DMC 815** Medium Garnet
- S **DMC 783** Medium Topaz
- K **DMC 842** Very Light Beige Brown