Megillah cover: Shushan palace garden

Needlepoint pattern | 182 x 156 stitches | 14 x 12 in (35.6 x 30.5 cm) on 13 mesh | 22 colors



Thread key, DMC

			stitches	yards	skeins
●	**3865**	Winter White	5,484	52	8
■	**797**	Royal Blue	4,329	42	7
▲	**823**	Dark Navy Blue	4,005	38	6
◆	**783**	Medium Topaz	2,437	24	4
▼	**798**	Dark Delft Blue	2,364	23	4
★	**340**	Medium Blue Violet	2,131	21	4
❖	**500**	Very Dark Blue Green	1,276	13	2
X	**3821**	Straw	1,211	12	2
O	**159**	Light Gray Blue	818	8	2
+	**501**	Dark Blue Green	568	6	1
=	**304**	Medium Red	537	6	1
Z	**503**	Medium Blue Green	518	5	1
A	**3346**	Hunter Green	469	5	1
V	**814**	Dark Garnet	454	5	1
T	**780**	Ultra Very Dark Topaz	407	4	1
N	**745**	Light Pale Yellow	377	4	1
S	**350**	Medium Coral	228	3	1
K	**470**	Light Avocado Green	220	3	1
E	**3825**	Pale Pumpkin	193	2	1
C	**433**	Medium Brown	143	2	1
P	**898**	Very Dark Coffee Brown	121	2	1
U	**761**	Light Salmon	102	1	1

One chart square is one tent stitch over one canvas intersection.

Cut the canvas at least 18 x 16 in (45.7 x 40.6 cm) for 13 mesh: the design and 2 in (5.1 cm) of margin on every side.

28,392 stitches in all. Start from the center: a red arrow above the chart marks the center column, and one to the left of it the center row. The arrows are on the pages those lines cross.

The chart is on 5 pages, each cut to what is stitched: bare canvas has no page, and a join falls on plain ground where it can. Pages 2 and 3 are turned on their side, for a part that is wider than it is tall. Where chart pages join, gray squares repeat two rows or columns. The small picture at the top of each chart page shows which part it is.

Thread: six-strand floss, 7 or 8 strands in the needle on 13 mesh (counted at 8), about 52 skeins of 8.7 yd in all. Or pearl cotton size 3, 1 strand, about 32 skeins of 16.4 yd; or tapestry wool, 1 strand, about 43 skeins of 8.7 yd; or Persian wool, 2 strands, about 36 skeins of 8 yd. Wool is numbered differently: match it by eye. Needle: tapestry, size 20.

Yards and skeins are estimates: the thread a stitch takes on the front and back of 13 mesh canvas, plus 30 percent, rounded up for each color (about 281 yards in all, as the thread lies in the needle).

Thread colors are approximate screen matches to DMC numbers. Check against real thread before you buy.

When it is stitched: also have a finisher, or the fabric and cord to make it up yourself. Ask before you stitch the edge: some finishes take extra rows. "Ways to finish needlepoint" is a guide linked from this pattern's page.

For your own stitching, gifts and handmade pieces you sell. Do not resell or share this PDF or copies of it.

Megillah cover: Shushan palace garden

Needlepoint pattern

Chart 1 of 5: columns 1 to 91, rows 1 to 64

This page is the dark part of the chart



Megillah cover: Shushan palace garden

Needlepoint pattern

Chart 2 of 5: columns 92 to 182, rows 1 to 64; gray squares repeat columns 90 and 91

This page is the dark part of the chart



Megillah cover: Shushan palace garden

Needlepoint pattern

Chart 3 of 5: columns 1 to 61, rows 65 to 156; gray squares repeat rows 63 and 64

This page is the dark part of the chart



Megillah cover: Shushan palace garden

Needlepoint pattern

This page is the dark part of the chart

Chart 4 of 5: columns 62 to 122, rows 65 to 156; gray squares repeat columns 60 and 61 and rows 63 and 64



Megillah cover: Shushan palace garden

Needlepoint pattern

This page is the dark part of the chart

Chart 5 of 5: columns 123 to 182, rows 65 to 156; gray squares repeat columns 121 and 122 and rows 63 and 64

