Peace on earth, cottage in the snow

Needlepoint pattern | 142 x 201 stitches | 10.9 x 15.5 in (27.7 x 39.3 cm) on 13 mesh | 24 colors



How to stitch it



1. Each square is one tent stitch, up at 1, down at 2. Lines in continental, right to left, the canvas upside down for the next row; wide areas in basketweave.
2. Cut 18 in of thread. Start and end it without a knot left behind.
3. Mark the middle of the canvas. It is the outlined square on page 4, column 71, row 101 (DMC 820): start there. Count threads, not holes.
4. Go on from it: picture first, background last. Gray squares are on two pages: stitch them once.
5. When it is done, block it square.

First time? How to needlepoint: flossfield.com/needlepoint/guides/how-to-start/
How to read a chart: flossfield.com/needlepoint/guides/how-to-read-a-chart/

What you need

Canvas: blank mono canvas, 13 mesh (13 threads to the inch), cut 15 in wide x 19.5 in high (38.1 x 49.5 cm).

Needle: blunt tapestry, size 20. Also masking tape for the cut edges, and small scissors.

Thread: six-strand floss, 24 colors, about 58 skeins in all (an estimate). Stitch with 7 strands (8 if canvas shows).

Frame it: acid-free board and a frame.
How to frame needlepoint.

Thread list, DMC

			stitches	skeins
●	**820**	Very Dark Royal Blue	17,861	26
■	**3865**	Winter White	1,900	3
▲	**3841**	Pale Baby Blue	1,629	3
◆	**3325**	Light Baby Blue	1,587	3
▼	**334**	Medium Baby Blue	1,121	2
★	**500**	Very Dark Blue Green	951	2
❖	**501**	Dark Blue Green	728	2
X	**502**	Blue Green	343	1
H	**931**	Medium Antique Blue	265	1
+	**801**	Dark Coffee Brown	230	1
=	**745**	Light Pale Yellow	218	1
Z	**322**	Dark Baby Blue	203	1
A	**3031**	Very Dark Mocha Brown	195	1
V	**336**	Navy Blue	192	1
T	**413**	Dark Pewter Gray	173	1
N	**435**	Very Light Brown	165	1
S	**932**	Light Antique Blue	145	1
K	**312**	Very Dark Baby Blue	144	1
E	**433**	Medium Brown	137	1
C	**414**	Dark Steel Gray	113	1
P	**743**	Medium Yellow	88	1
U	**321**	Red	72	1
L	**318**	Light Steel Gray	54	1
2	**815**	Medium Garnet	28	1

Skeins are estimates: the thread a stitch takes on the front and back of 13 mesh canvas, plus 30 percent, rounded up for each color.
Thread colors are approximate screen matches to DMC numbers. Check against real thread before you buy.
For your own stitching, gifts and handmade pieces you sell. Do not resell or share this PDF or copies of it.

Peace on earth, cottage in the snow

Needlepoint pattern

This page is the dark part of the chart

Columns 1 to 71, rows 1 to 100



Peace on earth, cottage in the snow

Needlepoint pattern

This page is the dark part of the chart

Columns 72 to 142, rows 1 to 100. Gray squares: charted already, do not stitch again



Peace on earth, cottage in the snow

Needlepoint pattern

This page is the dark part of the chart

Columns 1 to 71, rows 101 to 201. Start at the red outline. Gray squares: charted already, do not stitch again



Peace on earth, cottage in the snow

Needlepoint pattern

This page is the dark part of the chart

Columns 72 to 142, rows 101 to 201. Gray squares: charted already, do not stitch again

