Prairie windmill and sunflowers

Needlepoint pattern | 140 x 140 stitches | 14 x 14 in (35.6 x 35.6 cm) on 10 mesh | 24 colors



How to stitch it



1. Each square is one tent stitch, up at 1, down at 2. Lines in continental, right to left, the canvas upside down for the next row; wide areas in basketweave.
2. Cut 18 in of thread. Start and end it without a knot left behind.
3. Mark the middle of the canvas. It is the outlined square on page 2, column 70, row 70 (DMC 211): start there. Count threads, not holes.
4. Go on from it: picture first, background last. Gray squares are on two pages: stitch them once.
5. Last, two more rows all round, each stitch in the color it lies beside: the seam hides them.

First time? How to needlepoint: flossfield.com/needlepoint/guides/how-to-start/
How to read a chart: flossfield.com/needlepoint/guides/how-to-read-a-chart/

What you need

Canvas: blank mono canvas, 10 mesh (10 threads to the inch), cut 18.5 in square (47 cm).

Needle: blunt tapestry, size 18. Also masking tape for the cut edges, and small scissors.

Thread: pearl cotton size 3, 24 colors, about 42 skeins in all (an estimate). Stitch with 2 lengths together.

Make it a pillow: backing fabric, an insert the size of the stitching or an inch larger, and cord or piping for the edge. How to finish a pillow.

Thread list, DMC

			stitches	skeins
●	798	Dark Delft Blue	2,614	5
■	712	Cream	2,203	4
▲	935	Dark Avocado Green	1,534	3
◆	322	Dark Baby Blue	1,466	3
▼	945	Tawny	1,227	2
★	3363	Medium Pine Green	1,156	2
❖	519	Sky Blue	1,025	2
X	470	Light Avocado Green	968	2
H	725	Medium Light Topaz	926	2
+	747	Very Light Sky Blue	741	2
=	726	Light Topaz	729	2
Z	168	Very Light Pewter	663	1
A	414	Dark Steel Gray	645	1
V	413	Dark Pewter Gray	535	1
T	783	Medium Topaz	509	1
N	3761	Light Sky Blue	471	1
S	211	Light Lavender	428	1
K	301	Medium Mahogany	362	1
E	729	Medium Old Gold	339	1
C	3371	Black Brown	317	1
P	801	Dark Coffee Brown	252	1
U	676	Light Old Gold	223	1
L	523	Light Fern Green	188	1
2	340	Medium Blue Violet	79	1

Skeins are estimates, with the two extra rows: the thread a stitch takes on the front and back of 10 mesh canvas, plus 30 percent, rounded up for each color.

Thread colors are approximate screen matches to DMC numbers. Check against real thread before you buy.

For your own stitching, gifts and handmade pieces you sell. Do not resell or share this PDF or copies of it.

Prairie windmill and sunflowers Needlepoint pattern

Columns 1 to 74, rows 1 to 74. Start at the red outline

This page is the dark part of the chart



Key

- DMC 798 Dark Delft Blue
- DMC 712 Cream
- DMC 935 Dark Avocado Green
- DMC 322 Dark Baby Blue
- DMC 945 Tawny
- DMC 3363 Medium Pine Green
- DMC 519 Sky Blue
- DMC 470 Light Avocado Green
- DMC 725 Medium Light Topaz
- DMC 726 Light Topaz
- DMC 168 Very Light Pewter
- DMC 414 Dark Steel Gray
- DMC 783 Medium Topaz
- DMC 211 Light Lavender
- DMC 3371 Black Brown
- DMC 801 Dark Coffee Brown
- DMC 340 Medium Blue Violet

Prairie windmill and sunflowers Needlepoint pattern

Columns 75 to 140, rows 1 to 74. Gray squares: charted already, do not stitch again

This page is the dark part of the chart



Key

- **DMC 798** Dark Delft Blue
- **DMC 712** Cream
- **DMC 322** Dark Baby Blue
- **DMC 945** Tawny
- **DMC 519** Sky Blue
- **DMC 168** Very Light Pewter
- **DMC 414** Dark Steel Gray
- **DMC 413** Dark Pewter Gray
- **DMC 3761** Light Sky Blue
- **DMC 211** Light Lavender
- **DMC 301** Medium Mahogany
- **DMC 801** Dark Coffee Brown
- **DMC 340** Medium Blue Violet

Prairie windmill and sunflowers Needlepoint pattern

Columns 1 to 74, rows 75 to 140. Gray squares: charted already, do not stitch again

This page is the dark part of the chart



Key

■	**DMC 712** Cream	+	**DMC 747** Very Light Sky Blue	E	**DMC 729** Medium Old Gold
▲	**DMC 935** Dark Avocado Green	=	**DMC 726** Light Topaz	C	**DMC 3371** Black Brown
▼	**DMC 945** Tawny	T	**DMC 783** Medium Topaz	P	**DMC 801** Dark Coffee Brown
★	**DMC 3363** Medium Pine Green	N	**DMC 3761** Light Sky Blue	U	**DMC 676** Light Old Gold
X	**DMC 470** Light Avocado Green	S	**DMC 211** Light Lavender	L	**DMC 523** Light Fern Green
H	**DMC 725** Medium Light Topaz	K	**DMC 301** Medium Mahogany	2	**DMC 340** Medium Blue Violet

Prairie windmill and sunflowers Needlepoint pattern

Columns 75 to 140, rows 75 to 140. Gray squares: charted already, do not stitch again

This page is the dark part of the chart



Key

■	**DMC 712** Cream	+	**DMC 747** Very Light Sky Blue	K	**DMC 301** Medium Mahogany
▲	**DMC 935** Dark Avocado Green	=	**DMC 726** Light Topaz	E	**DMC 729** Medium Old Gold
◆	**DMC 322** Dark Baby Blue	Z	**DMC 168** Very Light Pewter	C	**DMC 3371** Black Brown
▼	**DMC 945** Tawny	A	**DMC 414** Dark Steel Gray	P	**DMC 801** Dark Coffee Brown
★	**DMC 3363** Medium Pine Green	V	**DMC 413** Dark Pewter Gray	U	**DMC 676** Light Old Gold
❖	**DMC 519** Sky Blue	T	**DMC 783** Medium Topaz	L	**DMC 523** Light Fern Green
X	**DMC 470** Light Avocado Green	N	**DMC 3761** Light Sky Blue	2	**DMC 340** Medium Blue Violet
H	**DMC 725** Medium Light Topaz	S	**DMC 211** Light Lavender		