Puerto Rican balconies and a coqui

Needlepoint pattern | 90 x 126 stitches | 5 x 7 in (12.7 x 17.8 cm) on 18 mesh | 20 colors



How to stitch it



1. Each square is one tent stitch, up at 1, down at 2. Lines in continental, right to left, the canvas upside down for the next row; wide areas in basketweave.
2. Cut 18 in of thread. Start and end it without a knot left behind.
3. Mark the middle of the canvas. It is the outlined square on page 2, column 45, row 63 (DMC 3865): start there. Count threads, not holes.
4. Go on from it: picture first, background last. Gray squares are on two pages: stitch them once.
5. When it is done, block it square.

First time? How to needlepoint: flossfield.com/needlepoint/guides/how-to-start/
How to read a chart: flossfield.com/needlepoint/guides/how-to-read-a-chart/

What you need

Canvas: blank mono canvas, 18 mesh (18 threads to the inch), cut 9 in wide x 11 in high (22.9 x 27.9 cm).

Needle: blunt tapestry, size 22. Also masking tape for the cut edges, and small scissors.

Thread: six-strand floss, 20 colors, about 21 skeins in all (an estimate). Stitch with 4 strands (5 or 6 if canvas shows).

Frame it: acid-free board and a frame.
How to frame needlepoint.

Thread list, DMC

			stitches	skeins
●	3865	Winter White	1,977	2
■	3766	Light Peacock Blue	919	1
▲	898	Very Dark Coffee Brown	847	1
◆	159	Light Gray Blue	770	1
▼	931	Medium Antique Blue	727	1
★	3833	Light Raspberry	706	1
❖	977	Light Golden Brown	613	1
X	797	Royal Blue	560	1
H	606	Bright Orange-Red	555	1
+	3811	Very Light Turquoise	503	1
=	498	Dark Red	485	1
Z	3826	Golden Brown	480	1
A	608	Bright Orange	405	1
V	725	Medium Light Topaz	356	1
T	3823	Ultra Pale Yellow	328	1
N	932	Light Antique Blue	291	1
S	3844	Dark Bright Turquoise	256	1
K	3856	Ultra Very Light Mahogany	219	1
E	895	Very Dark Hunter Green	187	1
C	3346	Hunter Green	156	1

Skeins are estimates: the thread a stitch takes on the front and back of 18 mesh canvas, plus 30 percent, rounded up for each color.
Thread colors are approximate screen matches to DMC numbers. Check against real thread before you buy.
For your own stitching, gifts and handmade pieces you sell. Do not resell or share this PDF or copies of it.

Puerto Rican balconies and a coqui

Needlepoint pattern

Columns 1 to 90, rows 1 to 67. Start at the red outline

This page is the dark part of the chart



Key

- DMC 3865 Winter White
- DMC 3766 Light Peacock Blue
- DMC 898 Very Dark Coffee Brown
- DMC 159 Light Gray Blue
- DMC 931 Medium Antique Blue
- DMC 3833 Light Raspberry
- DMC 977 Light Golden Brown
- DMC 797 Royal Blue
- DMC 606 Bright Orange-Red
- DMC 3811 Very Light Turquoise
- DMC 498 Dark Red
- DMC 3826 Golden Brown
- DMC 608 Bright Orange
- DMC 725 Medium Light Topaz
- DMC 3823 Ultra Pale Yellow
- DMC 932 Light Antique Blue
- DMC 3844 Dark Bright Turquoise
- DMC 3856 Ultra Very Light Mahogany
- DMC 895 Very Dark Hunter Green
- DMC 3346 Hunter Green

Puerto Rican balconies and a coqui

Needlepoint pattern

Columns 1 to 90, rows 68 to 126. Gray squares: charted already, do not stitch again

This page is the dark part of the chart



Key

- DMC 3865 Winter White
- DMC 898 Very Dark Coffee Brown
- DMC 159 Light Gray Blue
- DMC 931 Medium Antique Blue
- DMC 3833 Light Raspberry
- DMC 977 Light Golden Brown
- DMC 797 Royal Blue
- DMC 498 Dark Red
- DMC 3826 Golden Brown
- DMC 725 Medium Light Topaz
- DMC 3823 Ultra Pale Yellow
- DMC 932 Light Antique Blue
- DMC 3844 Dark Bright Turquoise
- DMC 3856 Ultra Very Light Mahogany
- DMC 895 Very Dark Hunter Green
- DMC 3346 Hunter Green