Fawn pug in the snow stocking

Needlepoint pattern | 143 x 234 stitches | 11 x 18 in (27.9 x 45.7 cm) on 13 mesh | 24 colors



Thread key, DMC

			stitches	yards	skeins
●	**712**	Cream	3,446	33	6
■	**3753**	Ultra Very Light Antique Blue	2,413	23	4
▲	**800**	Pale Delft Blue	1,897	18	3
◆	**794**	Light Cornflower Blue	1,733	17	3
▼	**437**	Light Tan	1,485	15	3
★	**791**	Very Dark Cornflower Blue	1,207	12	2
❖	**801**	Dark Coffee Brown	1,191	12	2
X	**738**	Very Light Tan	1,010	10	2
O	**823**	Dark Navy Blue	955	10	2
+	**420**	Dark Hazelnut Brown	811	8	2
=	**208**	Very Dark Lavender	810	8	2
Z	**739**	Ultra Very Light Tan	808	8	2
A	**321**	Red	731	7	2
V	**793**	Medium Cornflower Blue	674	7	1
T	**3828**	Hazelnut Brown	666	7	1
N	**310**	Black	593	6	1
S	**3371**	Black Brown	485	5	1
K	**224**	Very Light Shell Pink	435	5	1
E	**350**	Medium Coral	409	4	1
C	**500**	Very Dark Blue Green	391	4	1
P	**815**	Medium Garnet	383	4	1
U	**501**	Dark Blue Green	189	2	1
L	**3821**	Straw	138	2	1
2	**720**	Dark Orange Spice	60	1	1

One chart square is one tent stitch over one canvas intersection.

Cut the canvas at least 15 x 22 in (38.1 x 55.9 cm) for 13 mesh: the design and 2 in (5.1 cm) of margin on every side.

22,920 stitches in all, inside the outline: the chart is 143 x 234 at its widest and tallest. Start from the center: a red arrow above the chart marks the center column, and one to the left of it the center row. The arrows are on the pages those lines cross.

The chart is on 4 pages, each cut to what is stitched: bare canvas has no page, and a join falls on plain ground where it can. Pages 2 and 3 are turned on their side, for a part that is wider than it is tall. Where chart pages join, gray squares repeat two rows or columns. The small picture at the top of each chart page shows which part it is.

For a name: the dashed box on the cuff is its plain part, 82 x 35 stitches, columns 62 to 143 and rows 1 to 35. The two red marks in it are its middle (between columns 102 and 103): center the name there, not under the arrow of the whole chart.

Thread: six-strand floss, 7 or 8 strands in the needle on 13 mesh (counted at 8), about 46 skeins of 8.7 yd in all. Or pearl cotton size 3, 1 strand, about 28 skeins of 16.4 yd; or tapestry wool, 1 strand, about 37 skeins of 8.7 yd; or Persian wool, 2 strands, about 30 skeins of 8 yd. Wool is numbered differently: match it by eye. Needle: tapestry, size 20.

Yards and skeins are estimates: the thread a stitch takes on the front and back of 13 mesh canvas, plus 30 percent, rounded up for each color (about 228 yards in all, as the thread lies in the needle).

Thread colors are approximate screen matches to DMC numbers. Check against real thread before you buy.

Make it a stocking: also have backing and lining fabric, cord or piping, and a loop. Finishers ask for stockings months before Christmas, and most want two extra rows all round. Ask yours before the edge, and stitch a name first. "How to finish a stocking" is a guide linked from this pattern's page.

For your own stitching, gifts and handmade pieces you sell. Do not resell or share this PDF or copies of it.

Fawn pug in the snow stocking

Needlepoint pattern

Chart 1 of 4: columns 62 to 143, rows 1 to 71

This page is the dark part of the chart



Key

- DMC 712 Cream
- DMC 3753
- DMC 800 Pale Delft Blue
- DMC 794
- DMC 791
- DMC 801
- DMC 823 Dark Navy Blue
- DMC 208
- DMC 739
- DMC 321 Red
- DMC 224
- DMC 500
- DMC 501 Dark Blue Green

Fawn pug in the snow stocking

Needlepoint pattern

Chart 2 of 4: columns 61 to 143, rows 72 to 140; gray squares repeat rows 70 and 71

This page is the dark part of the chart



Key

- ● DMC 712 Cream
- ■ DMC 3753
- ▲ DMC 800 Pale Delft Blue
- ◆ DMC 794
- ▼ DMC 437 Light Tan
- ★ DMC 791
- ❖ DMC 801
- X DMC 738 Very Light Tan
- + DMC 420
- = DMC 208
- Z DMC 739
- A DMC 321 Red
- V DMC 793
- T DMC 3828
- N DMC 310 Black
- S DMC 3371 Black Brown
- K DMC 224
- E DMC 350 Medium Coral
- C DMC 500
- U DMC 501
- L DMC 3821 Straw

Fawn pug in the snow stocking

Needlepoint pattern

Chart 3 of 4: columns 1 to 72, rows 141 to 234; gray squares repeat rows 139 and 140

This page is the dark part of the chart



Fawn pug in the snow stocking

Needlepoint pattern

This page is the dark part of the chart

Chart 4 of 4: columns 73 to 143, rows 141 to 234; gray squares repeat columns 71 and 72 and rows 139 and 140

