Read the room, library chair

Needlepoint pattern | 160 x 120 stitches | 16 x 12 in (40.6 x 30.5 cm) on 10 mesh | 24 colors



How to stitch it



1. Each square is one tent stitch, up at 1, down at 2. Lines in continental, right to left, the canvas upside down for the next row; wide areas in basketweave.
2. Cut 18 in of thread. Start and end it without a knot left behind.
3. Mark the middle of the canvas. It is the outlined square on page 2, column 80, row 60 (DMC 814): start there. Count threads, not holes.
4. Go on from it: picture first, background last. Gray squares are on two pages: stitch them once.
5. Last, two more rows all round, each stitch in the color it lies beside: the seam hides them.

First time? How to needlepoint: flossfield.com/needlepoint/guides/how-to-start/
How to read a chart: flossfield.com/needlepoint/guides/how-to-read-a-chart/

What you need

Canvas: blank mono canvas, 10 mesh (10 threads to the inch), cut 20.5 in wide x 16.5 in high (52.1 x 41.9 cm).

Needle: blunt tapestry, size 18. Also masking tape for the cut edges, and small scissors.

Thread: pearl cotton size 3, 24 colors, about 44 skeins in all (an estimate). Stitch with 2 lengths together.

Make it a pillow: backing fabric, an insert the size of the stitching or an inch larger, and cord or piping for the edge. How to finish a pillow.

Thread list, DMC

			stitches	skeins
●	823	Dark Navy Blue	3,579	6
■	739	Ultra Very Light Tan	2,195	4
▲	355	Dark Terra Cotta	1,993	3
◆	814	Dark Garnet	1,331	2
▼	501	Dark Blue Green	1,319	3
★	500	Very Dark Blue Green	1,260	3
❖	433	Medium Brown	1,256	3
X	934	Black Avocado Green	1,134	2
H	3820	Dark Straw	829	2
+	801	Dark Coffee Brown	821	2
=	3830	Terra Cotta	563	1
Z	3810	Dark Turquoise	408	1
A	3808	Ultra Very Dark Turquoise	366	1
V	3371	Black Brown	350	1
T	921	Copper	285	1
N	435	Very Light Brown	257	1
S	782	Dark Topaz	238	1
K	730	Very Dark Olive Green	227	1
E	919	Red Copper	208	1
C	733	Medium Olive Green	192	1
P	780	Ultra Very Dark Topaz	138	1
U	3822	Light Straw	129	1
L	470	Light Avocado Green	68	1
2	758	Very Light Terra Cotta	54	1

Skeins are estimates, with the two extra rows: the thread a stitch takes on the front and back of 10 mesh canvas, plus 30 percent, rounded up for each color.

Thread colors are approximate screen matches to DMC numbers. Check against real thread before you buy.

For your own stitching, gifts and handmade pieces you sell. Do not resell or share this PDF or copies of it.

Read the room, library chair

Needlepoint pattern

Columns 1 to 84, rows 1 to 64. Start at the red outline

This page is the dark part of the chart



Key

- ■ **DMC 739** Ultra Very Light Tan
- ▲ **DMC 355** Dark Terra Cotta
- ◆ **DMC 814** Dark Garnet
- ▼ **DMC 501** Dark Blue Green
- ★ **DMC 500** Very Dark Blue Green
- X **DMC 934** Black Avocado Green
- H **DMC 3820** Dark Straw
- \+ **DMC 801** Dark Coffee Brown
- = **DMC 3830** Terra Cotta
- Z **DMC 3810** Dark Turquoise
- A **DMC 3808** Ultra Very Dark Turquoise
- V **DMC 3371** Black Brown
- T **DMC 921** Copper
- N **DMC 435** Very Light Brown
- S **DMC 782** Dark Topaz
- K **DMC 730** Very Dark Olive Green
- E **DMC 919** Red Copper
- C **DMC 733** Medium Olive Green
- L **DMC 470** Light Avocado Green

Read the room, library chair Needlepoint pattern

Columns 85 to 160, rows 1 to 64. Gray squares: charted already, do not stitch again

This page is the dark part of the chart



Key

- ■ **DMC 739** Ultra Very Light Tan
- ▲ **DMC 355** Dark Terra Cotta
- ◆ **DMC 814** Dark Garnet
- ▼ **DMC 501** Dark Blue Green
- ★ **DMC 500** Very Dark Blue Green
- X **DMC 934** Black Avocado Green
- H **DMC 3820** Dark Straw
- \+ **DMC 801** Dark Coffee Brown
- = **DMC 3830** Terra Cotta
- Z **DMC 3810** Dark Turquoise
- A **DMC 3808** Ultra Very Dark Turquoise
- V **DMC 3371** Black Brown
- T **DMC 921** Copper
- N **DMC 435** Very Light Brown
- S **DMC 782** Dark Topaz
- K **DMC 730** Very Dark Olive Green
- E **DMC 919** Red Copper
- C **DMC 733** Medium Olive Green
- P **DMC 780** Ultra Very Dark Topaz
- U **DMC 3822** Light Straw
- 2 **DMC 758** Very Light Terra Cotta

Read the room, library chair Needlepoint pattern

Columns 1 to 84, rows 65 to 120. Gray squares: charted already, do not stitch again

This page is the dark part of the chart

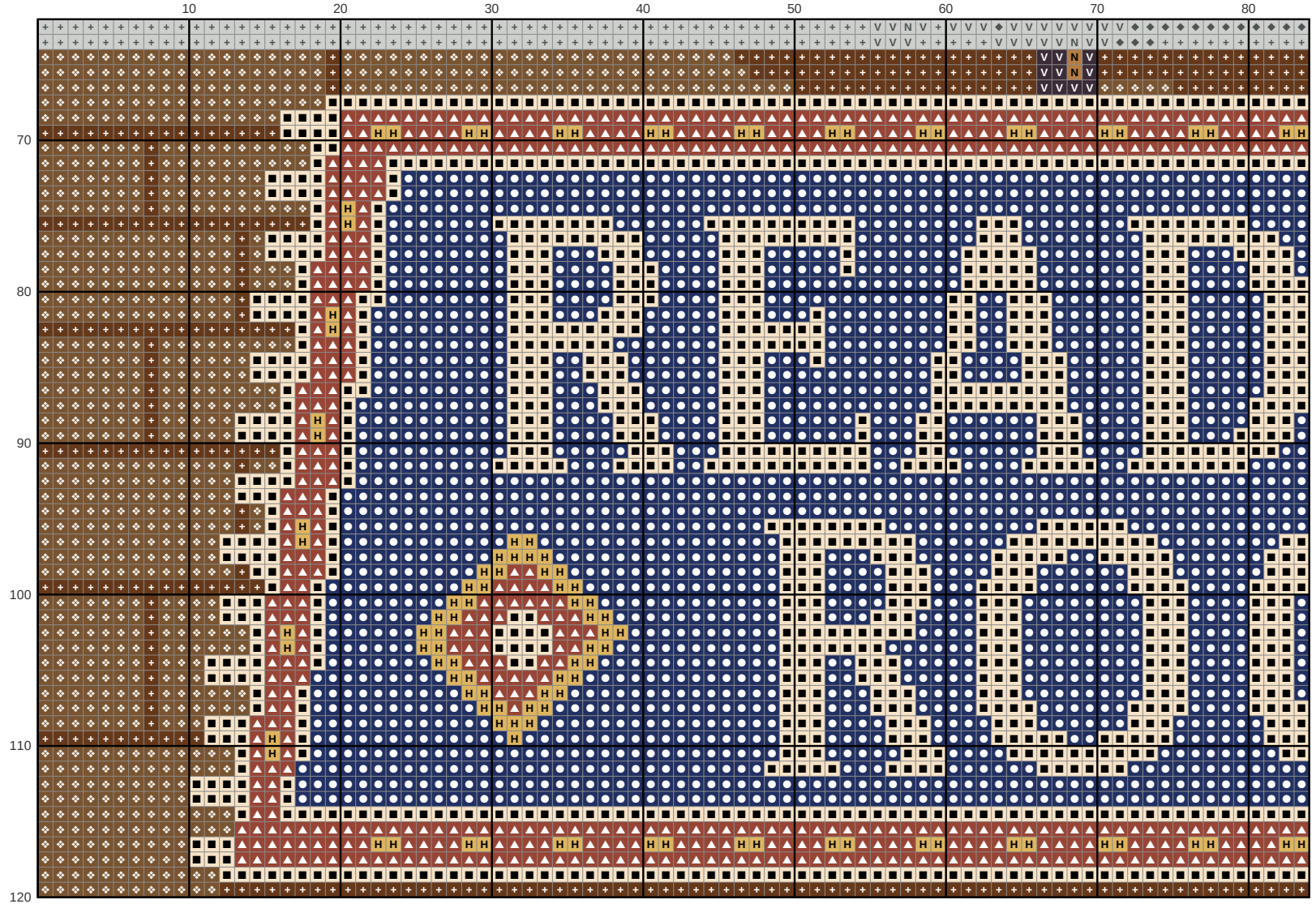

Key

- **DMC 823** Dark Navy Blue
- **DMC 739** Ultra Very Light Tan
- **DMC 355** Dark Terra Cotta
- **DMC 433** Medium Brown
- **DMC 3820** Dark Straw
- **DMC 801** Dark Coffee Brown
- **DMC 3371** Black Brown
- **DMC 435** Very Light Brown

Read the room, library chair

Needlepoint pattern

Columns 85 to 160, rows 65 to 120. Gray squares: charted already, do not stitch again

This page is the dark part of the chart

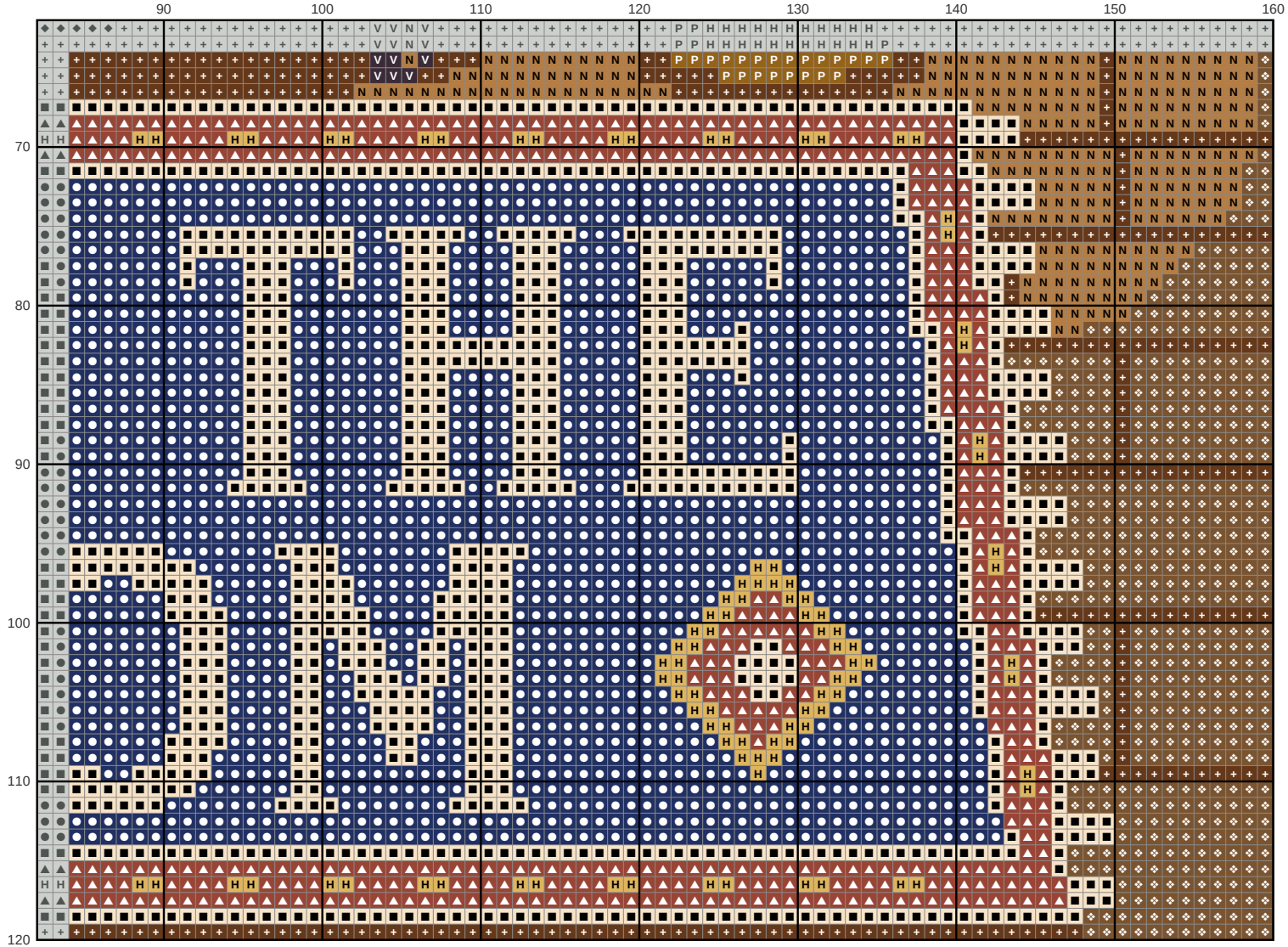

Key

- **DMC 823** Dark Navy Blue
- **DMC 739** Ultra Very Light Tan
- **DMC 355** Dark Terra Cotta
- **DMC 433** Medium Brown
- **DMC 3820** Dark Straw
- **DMC 801** Dark Coffee Brown
- **DMC 3371** Black Brown
- **DMC 435** Very Light Brown
- **DMC 780** Ultra Very Dark Topaz