Reclining woman reading by a window

Needlepoint pattern | 160 x 120 stitches | 16 x 12 in (40.6 x 30.5 cm) on 10 mesh | 24 colors



Thread key, DMC

			stitches	yards	skeins
●	3808	Ultra Very Dark Turquoise	3,365	42	6
■	739	Ultra Very Light Tan	2,202	28	4
▲	3328	Dark Salmon	2,040	26	4
◆	504	Very Light Blue Green	1,416	18	3
▼	3813	Light Blue Green	1,148	15	2
★	BLANC	White	1,117	14	2
❖	3820	Dark Straw	1,070	14	2
X	842	Very Light Beige Brown	993	13	2
O	3809	Very Dark Turquoise	775	10	2
+	783	Medium Topaz	739	10	2
=	931	Medium Antique Blue	602	8	1
Z	3371	Black Brown	559	7	1
A	347	Very Dark Salmon	550	7	1
V	930	Dark Antique Blue	532	7	1
T	780	Ultra Very Dark Topaz	472	6	1
N	3752	Very Light Antique Blue	378	5	1
S	801	Dark Coffee Brown	282	4	1
K	3750	Very Dark Antique Blue	235	3	1
E	407	Dark Desert Sand	212	3	1
C	3772	Very Dark Desert Sand	194	3	1
P	3822	Light Straw	136	2	1
U	355	Dark Terra Cotta	76	1	1
L	632	Ultra Very Dark Desert Sand	68	1	1
2	3712	Medium Salmon	39	1	1

One chart square is one tent stitch over one canvas intersection.

Cut the canvas at least 20 x 16 in (50.8 x 40.6 cm) for 10 mesh: the design and 2 in (5.1 cm) of margin on every side.

19,200 stitches in all. Start from the center: a red arrow above the chart marks the center column, and one to the left of it the center row. The arrows are on the pages those lines cross.

The chart is divided evenly over 4 pages. Pages 2, 3, 4 and 5 are turned on their side, for a part that is wider than it is tall. Where chart pages join, gray squares repeat two rows or columns. The small picture at the top of each chart page shows which part it is.

Thread: pearl cotton size 3, 2 strands in the needle on 10 mesh, about 43 skeins of 16.4 yd in all. Or six-strand floss, 8 to 10 strands, about 58 skeins of 8.7 yd; or tapestry wool, 1 strand, about 41 skeins of 8.7 yd; or Persian wool, 3 strands, about 43 skeins of 8 yd. Wool is numbered differently: match it by eye. Needle: tapestry, size 16 or 18.

Yards and skeins are estimates: the thread a stitch takes on the front and back of 10 mesh canvas, plus 30 percent, rounded up for each color (about 248 yards in all, as the thread lies in the needle).

Thread colors are approximate screen matches to DMC numbers. Check against real thread before you buy.

Make it a pillow: also have backing fabric, an insert the size of the stitching or an inch larger, and cord or piping for the edge. The seam takes the last two rows: stitch two extra rows all round, or keep the edge plain. "How to finish a pillow" is a guide linked from this pattern's page.

For your own stitching, gifts and handmade pieces you sell. Do not resell or share this PDF.

Reclining woman reading by a window

Needlepoint pattern

Chart 1 of 4: columns 1 to 80, rows 1 to 60

This page is the dark part of the chart



Reclining woman reading by a window

Needlepoint pattern

Chart 2 of 4: columns 81 to 160, rows 1 to 60; gray squares repeat columns 79 and 80

This page is the dark part of the chart



Reclining woman reading by a window

Needlepoint pattern

Chart 3 of 4: columns 1 to 80, rows 61 to 120; gray squares repeat rows 59 and 60

This page is the dark part of the chart



Reclining woman reading by a window

Needlepoint pattern

This page is the dark part of the chart

Chart 4 of 4: columns 81 to 160, rows 61 to 120; gray squares repeat columns 79 and 80 and rows 59 and 60

