Red truck stocking in a snowy wood

Needlepoint pattern | 143 x 234 stitches | 11 x 18 in (27.9 x 45.7 cm) on 13 mesh | 24 colors



Thread key, DMC

			stitches	yards	skeins
●	340	Medium Blue Violet	4,428	42	7
■	3747	Very Light Blue Violet	2,894	28	5
▲	3834	Dark Grape	2,788	27	5
◆	791	Very Dark Cornflower Blue	2,104	20	4
▼	3746	Dark Blue Violet	1,942	19	3
★	333	Very Dark Blue Violet	1,383	14	3
❖	3750	Very Dark Antique Blue	1,376	14	2
X	939	Very Dark Navy Blue	1,348	13	2
O	742	Light Tangerine	742	8	2
+	3777	Very Dark Terra Cotta	571	6	1
=	758	Very Light Terra Cotta	559	6	1
Z	347	Very Dark Salmon	491	5	1
A	745	Light Pale Yellow	361	4	1
V	350	Medium Coral	281	3	1
T	721	Medium Orange Spice	274	3	1
N	814	Dark Garnet	238	3	1
S	920	Medium Copper	223	3	1
K	153	Very Light Violet	198	2	1
E	154	Very Dark Grape	164	2	1
C	500	Very Dark Blue Green	160	2	1
P	3865	Winter White	142	2	1
U	783	Medium Topaz	105	1	1
L	501	Dark Blue Green	91	1	1
2	341	Light Blue Violet	57	1	1

One chart square is one tent stitch over one canvas intersection.

Cut the canvas at least 15 x 22 in (38.1 x 55.9 cm) for 13 mesh: the design and 2 in (5.1 cm) of margin on every side.

22,920 stitches in all, inside the outline: the chart is 143 x 234 at its widest and tallest. Start from the center: a red arrow above the chart marks the center column, and one to the left of it the center row. The arrows are on the pages those lines cross.

The chart is on 4 pages, each cut to what is stitched: bare canvas has no page, and a join falls on plain ground where it can. Pages 2 and 3 are turned on their side, for a part that is wider than it is tall. Where chart pages join, gray squares repeat two rows or columns. The small picture at the top of each chart page shows which part it is.

For a name: the dashed box on the cuff is its plain part, 82 x 29 stitches, columns 62 to 143 and rows 6 to 34. The two red marks in it are its middle (between columns 102 and 103): center the name there, not under the arrow of the whole chart.

Thread: six-strand floss, 7 or 8 strands in the needle on 13 mesh (counted at 8), about 48 skeins of 8.7 yd in all. Or pearl cotton size 3, 1 strand, about 30 skeins of 16.4 yd; or tapestry wool, 1 strand, about 41 skeins of 8.7 yd; or Persian wool, 2 strands, about 36 skeins of 8 yd. Wool is numbered differently: match it by eye. Needle: tapestry, size 20.

Yards and skeins are estimates: the thread a stitch takes on the front and back of 13 mesh canvas, plus 30 percent, rounded up for each color (about 229 yards in all, as the thread lies in the needle).

Thread colors are approximate screen matches to DMC numbers. Check against real thread before you buy.

Make it a stocking: also have backing and lining fabric, cord or piping, and a loop. Finishers ask for stockings months before Christmas, and most want two extra rows all round. Ask yours before the edge, and stitch a name first. "How to finish a stocking" is a guide linked from this pattern's page.

For your own stitching, gifts and handmade pieces you sell. Do not resell or share this PDF or copies of it.

Red truck stocking in a snowy wood

Needlepoint pattern

Chart 1 of 4: columns 62 to 143, rows 1 to 71

This page is the dark part of the chart



Key

- **DMC 340** Medium Blue Violet
- **DMC 3747** Very Light Blue Violet
- **DMC 3834** Dark Grape
- **DMC 791** Very Dark Cornflower Blue
- **DMC 333** Very Dark Blue Violet
- **DMC 3750** Very Dark Antique Blue
- **DMC 939** Very Dark Navy Blue
- **DMC 154** Very Dark Grape

Red truck stocking in a snowy wood

Needlepoint pattern

Chart 2 of 4: columns 61 to 143, rows 72 to 140; gray squares repeat rows 70 and 71

This page is the dark part of the chart



Key

- DMC 340 Medium Blue Violet
- DMC 3747 Very Light Blue Violet
- DMC 3746 Dark Blue Violet
- DMC 333 Very Dark Blue Violet
- DMC 3750 Very Dark Antique Blue
- DMC 939 Very Dark Navy Blue
- DMC 742 Light Tangerine
- DMC 3777 Very Dark Terra Cotta
- DMC 153 Very Light Violet
- DMC 500 Very Dark Blue Green
- DMC 501 Dark Blue Green

Red truck stocking in a snowy wood Needlepoint pattern

Chart 3 of 4: columns 1 to 72, rows 141 to 234; gray squares repeat rows 139 and 140

This page is the dark part of the chart

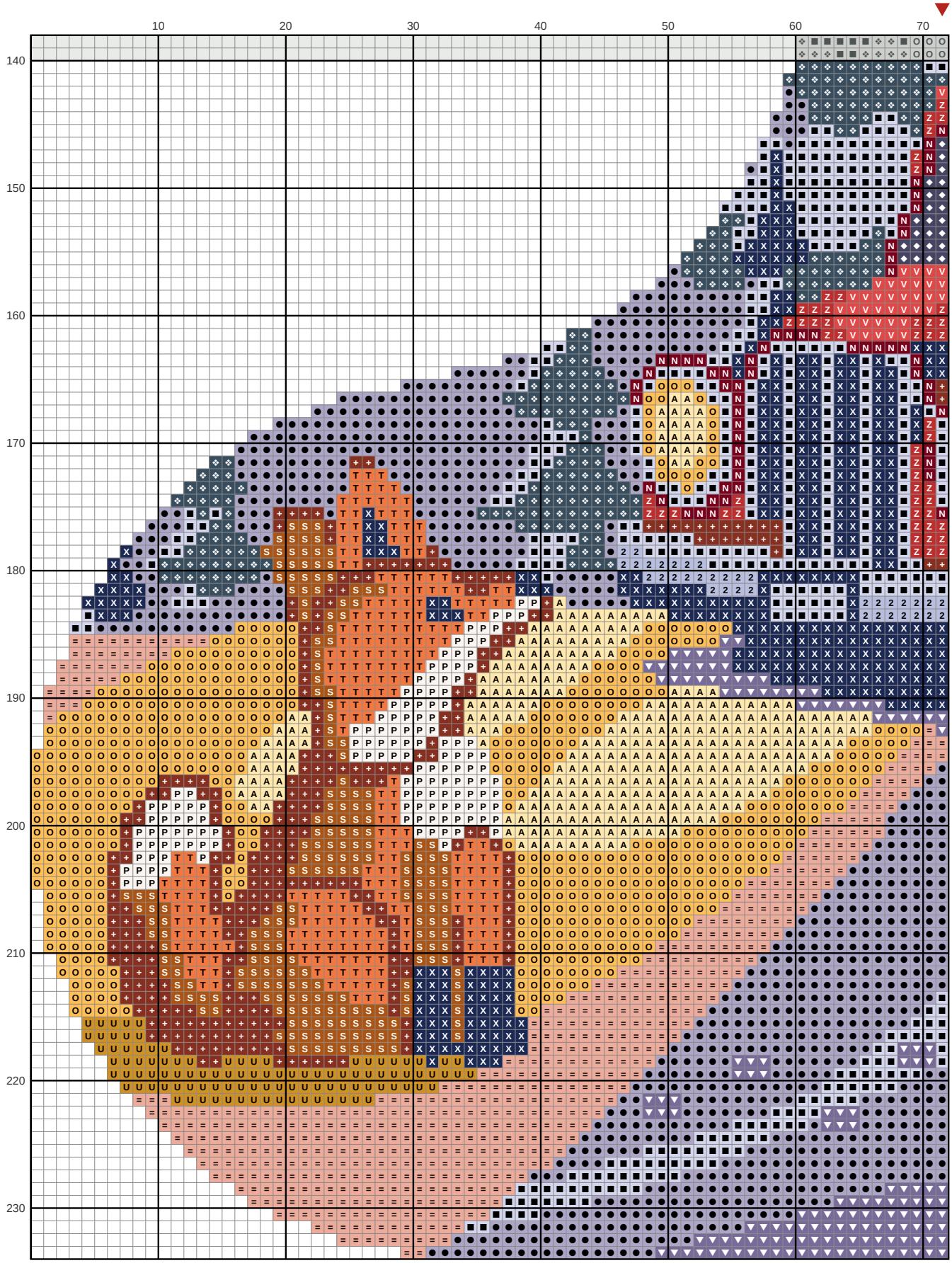

Red truck stocking in a snowy wood Needlepoint pattern

This page is the dark part of the chart

Chart 4 of 4: columns 73 to 143, rows 141 to 234; gray squares repeat columns 71 and 72 and rows 139 and 140

