Reindeer stocking in a birch forest

Needlepoint pattern | 143 x 234 stitches | 11 x 18 in (27.9 x 45.7 cm) on 13 mesh | 24 colors



How to stitch it



1. Each square is one tent stitch, up at 1, down at 2. Lines in continental, right to left, the canvas upside down for the next row; wide areas in basketweave.
2. Cut 18 in of thread. Start and end it without a knot left behind.
3. Mark the crossing 2 in from the top and right edges of the canvas. It is the outlined square, top right of page 2, column 143, row 1 (DMC 500): start there. Count threads, not holes.
4. The name first, where you put one on it, then downward, background as you go. Gray squares are on two pages: stitch them once. Empty squares stay bare.
5. Last, two more rows all round, each stitch in the color it lies beside: the seam hides them. Ask your finisher first.

The dashed box on the cuff is the place for a name, and the two red marks are its middle: type one on the pattern's page to have it charted.

First time? How to needlepoint: flossfield.com/needlepoint/guides/how-to-start/
How to read a chart: flossfield.com/needlepoint/guides/how-to-read-a-chart/

What you need

Canvas: blank mono canvas, 13 mesh (13 threads to the inch), cut 15.5 in wide x 22.5 in high (39.4 x 57.2 cm).

Needle: blunt tapestry, size 20. Also masking tape for the cut edges, and small scissors.

Thread: six-strand floss, 24 colors, about 49 skeins in all (an estimate). Stitch with 7 strands (8 if canvas shows).

Make it a stocking: a finisher, who backs and lines it (ask months before Christmas), or backing, lining, cord and a loop to sew it up yourself. How to finish a stocking.

Thread list, DMC

			stitches	skeins
●	500	Very Dark Blue Green	3,195	6
■	BLANC	White	2,576	5
▲	800	Pale Delft Blue	2,096	4
◆	3841	Pale Baby Blue	2,085	4
▼	926	Medium Gray Green	1,448	3
★	3864	Light Mocha Beige	1,397	3
❖	927	Light Gray Green	1,156	2
X	3862	Dark Mocha Beige	1,017	2
H	3863	Medium Mocha Beige	827	2
+	839	Dark Beige Brown	821	2
=	898	Very Dark Coffee Brown	797	2
Z	3033	Very Light Mocha Brown	780	2
A	739	Ultra Very Light Tan	615	1
V	3855	Light Autumn Gold	534	1
T	3768	Dark Gray Green	528	1
N	745	Light Pale Yellow	511	1
S	794	Light Cornflower Blue	506	1
K	712	Cream	468	1
E	928	Very Light Gray Green	460	1
C	3371	Black Brown	390	1
P	501	Dark Blue Green	284	1
U	321	Red	198	1
L	3021	Very Dark Brown Gray	185	1
2	815	Medium Garnet	46	1

Skeins are estimates, with the two extra rows: the thread a stitch takes on the front and back of 13 mesh canvas, plus 30 percent, rounded up for each color.

Thread colors are approximate screen matches to DMC numbers. Check against real thread before you buy.

For your own stitching, gifts and handmade pieces you sell. Do not resell or share this PDF or copies of it.

Reindeer stocking in a birch forest

Needlepoint pattern

Columns 62 to 143, rows 1 to 71. Start at the red outline

This page is the dark part of the chart



Key

- **DMC 500** Very Dark Blue Green
- **DMC BLANC** White
- **DMC 800** Pale Delft Blue
- **DMC 3841** Pale Baby Blue
- **DMC 926** Medium Gray Green
- **DMC 3864** Light Mocha Beige
- **DMC 3863** Medium Mocha Beige
- **DMC 898** Very Dark Coffee Brown
- **DMC 3033** Very Light Mocha Brown
- **DMC 3768** Dark Gray Green
- **DMC 794** Light Cornflower Blue
- **DMC 3371** Black Brown
- **DMC 321** Red
- **DMC 3021** Very Dark Brown Gray
- **DMC 815** Medium Garnet

Reindeer stocking in a birch forest Needlepoint pattern

Columns 61 to 143, rows 72 to 140. Gray squares: charted already, do not stitch again

This page is the dark part of the chart



Key

- ■ **DMC BLANC** White
- ▲ **DMC 800** Pale Delft Blue
- ◆ **DMC 3841** Pale Baby Blue
- ▼ **DMC 926** Medium Gray Green
- ★ **DMC 3864** Light Mocha Beige
- ❖ **DMC 927** Light Gray Green
- X **DMC 3862** Dark Mocha Beige
- H **DMC 3863** Medium Mocha Beige
- \+ **DMC 839** Dark Beige Brown
- = **DMC 898** Very Dark Coffee Brown
- Z **DMC 3033** Very Light Mocha Brown
- A **DMC 739** Ultra Very Light Tan
- T **DMC 3768** Dark Gray Green
- N **DMC 745** Light Pale Yellow
- K **DMC 712** Cream
- E **DMC 928** Very Light Gray Green
- C **DMC 3371** Black Brown
- L **DMC 3021** Very Dark Brown Gray

Reindeer stocking in a birch forest Needlepoint pattern

Columns 1 to 72, rows 141 to 234. Gray squares: charted already, do not stitch again

This page is the dark part of the chart



Reindeer stocking in a birch forest

Needlepoint pattern

Columns 73 to 143, rows 141 to 234. Gray squares: charted already, do not stitch again

This page is the dark part of the chart

