English robin in the snow, petit point

Needlepoint pattern | 90 x 90 stitches | 5 x 5 in (12.7 x 12.7 cm) on 18 mesh | 18 colors



How to read the chart



1. Each square is one tent stitch, up at 1, down at 2: basketweave for the background, continental for lines.
2. Bind the edges. Cut 18 in of thread; start and end it without a knot left behind.
3. Mark the middle of the canvas. It is the outlined square on page 2 (DMC 3853): start there. Count threads, not holes.
4. Picture first, then border, background last. Gray squares are on two pages: stitch them once.
5. A heavier line stands every ten squares: count by them.
6. When it is done, block it square.

flossfield.com/needlepoint/guides/how-to-read-a-chart/

You will need

Canvas: blank mono canvas, 18 mesh (18 threads to the inch), cut 9 x 9 in (22.9 x 22.9 cm).

Needle: tapestry, size 22. Also masking tape for the cut edges, and small scissors.

Thread: six-strand floss, 4 strands in the needle (5 or 6 if canvas shows), about 18 skeins in all (an estimate).

Fit it into a lid: the box or tray, acid-free board and backing. Measure the opening first. Stitch two extra rows all round, carrying the colors of the edge on: the edge of the opening covers them. With those rows, each stitch in the color it lies beside, it takes 2 skeins of DMC 161, not 1; 2 of DMC 3747, not 1. How to fit it into a lid.

Thread list, DMC

			stitches	skeins				stitches	skeins
●	3747	Very Light Blue Violet	1,129	1	+	721	Medium Orange Spice	237	1
■	161	Gray Blue	1,050	1	=	3371	Black Brown	212	1
▲	159	Light Gray Blue	928	1	Z	842	Very Light Beige Brown	183	1
◆	160	Medium Gray Blue	923	1	A	945	Tawny	160	1
▼	BLANC	White	801	1	V	720	Dark Orange Spice	151	1
★	3740	Dark Antique Violet	669	1	T	3853	Dark Autumn Gold	129	1
❖	840	Medium Beige Brown	553	1	N	920	Medium Copper	92	1
X	3781	Dark Mocha Brown	405	1	S	498	Dark Red	64	1
O	778	Very Light Antique Mauve	403	1	K	3825	Pale Pumpkin	11	1

Skeins are estimates: the thread a stitch takes on the front and back of 18 mesh canvas, plus 30 percent, rounded up for each color.

Thread colors are approximate screen matches to DMC numbers. Check against real thread before you buy.

For your own stitching, gifts and handmade pieces you sell. Do not resell or share this PDF or copies of it.

English robin in the snow, petit point

Needlepoint pattern

Chart 1 of 2: columns 1 to 45, rows 1 to 90. Start at the red outline

This page is the dark part of the chart



Key

- ● **DMC 3747** Very Light Blue Violet
- ■ **DMC 161** Gray Blue
- ▲ **DMC 159** Light Gray Blue
- ◆ **DMC 160** Medium Gray Blue
- ▼ **DMC BLANC** White
- ★ **DMC 3740** Dark Antique Violet
- ❖ **DMC 840** Medium Beige Brown
- X **DMC 3781** Dark Mocha Brown
- O **DMC 778** Very Light Antique Mauve
- \+ **DMC 721** Medium Orange Spice
- = **DMC 3371** Black Brown
- Z **DMC 842** Very Light Beige Brown
- A **DMC 945** Tawny
- T **DMC 3853** Dark Autumn Gold
- S **DMC 498** Dark Red
- K **DMC 3825** Pale Pumpkin

English robin in the snow, petit point

Needlepoint pattern

This page is the dark part of the chart

Chart 2 of 2: columns 46 to 90, rows 1 to 90. Gray squares repeat columns 44 and 45: do not stitch them twice



Key

- ● **DMC 3747** Very Light Blue Violet
- ■ **DMC 161** Gray Blue
- ▲ **DMC 159** Light Gray Blue
- ◆ **DMC 160** Medium Gray Blue
- ▼ **DMC BLANC** White
- ★ **DMC 3740** Dark Antique Violet
- ❖ **DMC 840** Medium Beige Brown
- X **DMC 3781** Dark Mocha Brown
- O **DMC 778** Very Light Antique Mauve
- \+ **DMC 721** Medium Orange Spice
- = **DMC 3371** Black Brown
- Z **DMC 842** Very Light Beige Brown
- A **DMC 945** Tawny
- V **DMC 720** Dark Orange Spice
- T **DMC 3853** Dark Autumn Gold
- N **DMC 920** Medium Copper