Oriental garden carpet rug

Needlepoint pattern | 192 x 144 stitches | 19.2 x 14.4 in (48.8 x 36.6 cm) on 10 mesh | 24 colors



Thread key, DMC

			stitches	yards	skeins
●	**823**	Dark Navy Blue	4,445	55	7
■	**3821**	Straw	3,468	43	6
▲	**3761**	Light Sky Blue	2,058	26	4
◆	**471**	Very Light Avocado Green	1,836	23	3
▼	**815**	Medium Garnet	1,695	21	3
★	**712**	Cream	1,612	20	3
❖	**437**	Light Tan	1,438	18	3
X	**472**	Ultra Light Avocado Green	1,276	16	2
O	**161**	Gray Blue	1,253	16	2
+	**434**	Light Brown	1,180	15	2
=	**3689**	Light Mauve	1,148	15	2
Z	**721**	Medium Orange Spice	1,073	14	2
A	**224**	Very Light Shell Pink	1,071	14	2
V	**898**	Very Dark Coffee Brown	753	10	2
T	**890**	Ultra Dark Pistachio Green	634	8	1
N	**3346**	Hunter Green	497	7	1
S	**3032**	Medium Mocha Brown	482	6	1
K	**747**	Very Light Sky Blue	473	6	1
E	**3731**	Very Dark Dusty Rose	459	6	1
C	**597**	Turquoise	434	6	1
P	**436**	Tan	241	3	1
U	**783**	Medium Topaz	50	1	1
L	**223**	Light Shell Pink	40	1	1
2	**160**	Medium Gray Blue	32	1	1

One chart square is one tent stitch over one canvas intersection.

Cut the canvas at least 23.2 x 18.4 in (58.9 x 46.7 cm) for 10 mesh: the design and 2 in (5.1 cm) of margin on every side.

27,648 stitches in all. Start from the center: a red arrow above the chart marks the center column, and one to the left of it the center row. The arrows are on the pages those lines cross.

The chart is divided evenly over 4 pages. Pages 2, 3, 4 and 5 are turned on their side, for a part that is wider than it is tall. Where chart pages join, gray squares repeat two rows or columns. The small picture at the top of each chart page shows which part it is.

Thread: pearl cotton size 3, 2 strands in the needle on 10 mesh, about 53 skeins of 16.4 yd in all. Or six-strand floss, 8 to 10 strands, about 79 skeins of 8.7 yd; or tapestry wool, 1 strand, about 51 skeins of 8.7 yd; or Persian wool, 3 strands, about 53 skeins of 8 yd. Wool is numbered differently: match it by eye. Needle: tapestry, size 16 or 18.

Yards and skeins are estimates: the thread a stitch takes on the front and back of 10 mesh canvas, plus 30 percent, rounded up for each color (about 351 yards in all, as the thread lies in the needle).

Thread colors are approximate screen matches to DMC numbers. Check against real thread before you buy.

When it is stitched: also have a finisher, or the fabric and cord to make it up yourself. Ask before you stitch the edge: some finishes take extra rows. "Ways to finish needlepoint" is a guide linked from this pattern's page.

For your own stitching, gifts and handmade pieces you sell. Do not resell or share this PDF.

Oriental garden carpet rug

Needlepoint pattern

Chart 1 of 4: columns 1 to 96, rows 1 to 72

This page is the dark part of the chart



Oriental garden carpet rug

Needlepoint pattern

Chart 2 of 4: columns 97 to 192, rows 1 to 72; gray squares repeat columns 95 and 96

This page is the dark part of the chart



Oriental garden carpet rug

Needlepoint pattern

Chart 3 of 4: columns 1 to 96, rows 73 to 144; gray squares repeat rows 71 and 72

This page is the dark part of the chart



Oriental garden carpet rug

Needlepoint pattern

Chart 4 of 4: columns 97 to 192, rows 73 to 144; gray squares repeat columns 95 and 96 and rows 71 and 72

This page is the dark part of the chart

