Men's cummerbund with sailboats at dusk

Needlepoint pattern | 180 x 72 stitches | 10 x 4 in (25.4 x 10.2 cm) on 18 mesh | 15 colors



How to stitch it



1. Each square is one tent stitch, up at 1, down at 2. Lines in continental, right to left, the canvas upside down for the next row; wide areas in basketweave.
2. Cut 18 in of thread. Start and end it without a knot left behind.
3. Mark the middle of the canvas. It is the outlined square on page 2, column 90, row 36 (DMC 745): start there. Count threads, not holes.
4. Go on from it: picture first, background last. Gray squares are on two pages: stitch them once.
5. When it is done, block it square.

First time? How to needlepoint: flossfield.com/needlepoint/guides/how-to-start/
How to read a chart: flossfield.com/needlepoint/guides/how-to-read-a-chart/

What you need

Canvas: blank mono canvas, 18 mesh (18 threads to the inch), cut 14 in wide x 8 in high (35.6 x 20.3 cm).

Needle: blunt tapestry, size 22. Also masking tape for the cut edges, and small scissors.

Thread: six-strand floss, 15 colors, about 20 skeins in all (an estimate). Stitch with 4 strands (5 or 6 if canvas shows).

Make it a cummerbund: a finisher who makes cummerbunds. Measure the waist, and ask for the length and the extra rows before you stitch the ends. What to make: to wear and carry.

Thread list, DMC

			stitches	skeins
●	**3750**	Very Dark Antique Blue	2,626	3
□	**3740**	Dark Antique Violet	1,751	2
△	**3726**	Dark Antique Mauve	1,338	2
◆	**336**	Navy Blue	1,307	2
▽	**939**	Very Dark Navy Blue	997	1
★	**3712**	Medium Salmon	908	1
❖	**3722**	Medium Shell Pink	789	1
X	**739**	Ultra Very Light Tan	697	1
H	**3856**	Ultra Very Light Mahogany	608	1
+	**402**	Very Light Mahogany	429	1
=	**3855**	Light Autumn Gold	425	1
Z	**745**	Light Pale Yellow	369	1
A	**3854**	Medium Autumn Gold	359	1
V	**3853**	Dark Autumn Gold	181	1
T	**3721**	Dark Shell Pink	176	1

Skeins are estimates: the thread a stitch takes on the front and back of 18 mesh canvas, plus 30 percent, rounded up for each color.
Thread colors are approximate screen matches to DMC numbers. Check against real thread before you buy.
For your own stitching, gifts and handmade pieces you sell. Do not resell or share this PDF or copies of it.

Men's cummerbund with sailboats at dusk

Needlepoint pattern

Columns 1 to 94, rows 1 to 72. Start at the red outline

This page is the dark part of the chart



Men's cummerbund with sailboats at dusk

Needlepoint pattern

Columns 95 to 180, rows 1 to 72. Gray squares: charted already, do not stitch again

This page is the dark part of the chart



Key

- **DMC 3750** Very Dark Antique Blue
- **DMC 3740** Dark Antique Violet
- **DMC 3726** Dark Antique Mauve
- **DMC 336** Navy Blue
- **DMC 939** Very Dark Navy Blue
- **DMC 3712** Medium Salmon
- **DMC 3722** Medium Shell Pink
- **DMC 739** Ultra Very Light Tan
- **DMC 3856** Ultra Very Light Mahogany
- **DMC 402** Very Light Mahogany
- **DMC 3855** Light Autumn Gold
- **DMC 745** Light Pale Yellow
- **DMC 3854** Medium Autumn Gold
- **DMC 3853** Dark Autumn Gold
- **DMC 3721** Dark Shell Pink