Sewing shop in the snow needle book

Needlepoint pattern | 160 x 92 stitches | 8.9 x 5.1 in (22.6 x 13 cm) on 18 mesh | 16 colors



How to stitch it



1. Each square is one tent stitch, up at 1, down at 2. Lines in continental, right to left, the canvas upside down for the next row; wide areas in basketweave.
2. Cut 18 in of thread. Start and end it without a knot left behind.
3. Mark the middle of the canvas. It is the outlined square on page 3, column 80, row 46 (DMC 30): start there. Count threads, not holes.
4. Go on from it: picture first, background last. Gray squares are on two pages: stitch them once.
5. When it is done, block it square.

First time? How to needlepoint: flossfield.com/needlepoint/guides/how-to-start/
How to read a chart: flossfield.com/needlepoint/guides/how-to-read-a-chart/

What you need

Canvas: blank mono canvas, 18 mesh (18 threads to the inch), cut 13 in wide x 9.5 in high (33 x 24.1 cm).

Needle: blunt tapestry, size 22. Also masking tape for the cut edges, and small scissors.

Thread: six-strand floss, 16 colors, about 20 skeins in all (an estimate). Stitch with 4 strands (5 or 6 if canvas shows).

When it is stitched: a finisher, or your own way of making it up. Ask before you stitch the edge: some finishes take two extra rows all round, carrying the colors of the edge on. Ways to finish needlepoint.

Thread list, DMC

			stitches	skeins
●	3747	Very Light Blue Violet	3,581	3
□	154	Very Dark Grape	1,435	2
▲	823	Dark Navy Blue	1,352	2
◆	30	Medium Light Blueberry	1,237	1
▼	3847	Dark Teal Green	1,060	1
★	31	Blueberry	993	1
❖	341	Light Blue Violet	978	1
X	743	Medium Yellow	953	1
H	32	Dark Blueberry	749	1
+	3823	Ultra Pale Yellow	589	1
=	3836	Light Grape	499	1
Z	3371	Black Brown	404	1
A	3726	Dark Antique Mauve	334	1
V	321	Red	227	1
T	976	Medium Golden Brown	187	1
N	815	Medium Garnet	142	1

Skeins are estimates: the thread a stitch takes on the front and back of 18 mesh canvas, plus 30 percent, rounded up for each color.
Thread colors are approximate screen matches to DMC numbers. Check against real thread before you buy.
For your own stitching, gifts and handmade pieces you sell. Do not resell or share this PDF or copies of it.

Sewing shop in the snow needle book

Needlepoint pattern

Columns 1 to 54, rows 1 to 92

This page is the dark part of the chart



Key

- **DMC 3747** Very Light Blue Violet
- **DMC 154** Very Dark Grape
- **DMC 823** Dark Navy Blue
- **DMC 30** Medium Light Blueberry
- **DMC 31** Blueberry
- **DMC 341** Light Blue Violet
- **DMC 743** Medium Yellow
- **DMC 32** Dark Blueberry
- **DMC 3836** Light Grape
- **DMC 3726** Dark Antique Mauve

Sewing shop in the snow needle book

Needlepoint pattern

This page is the dark part of the chart



Columns 55 to 107, rows 1 to 92. Start at the red outline. Gray squares: charted already, do not stitch again



Key

- ● **DMC 3747** Very Light Blue Violet
- ■ **DMC 154** Very Dark Grape
- ▲ **DMC 823** Dark Navy Blue
- ◆ **DMC 30** Medium Light Blueberry
- ▼ **DMC 3847** Dark Teal Green
- ★ **DMC 31** Blueberry
- ❖ **DMC 341** Light Blue Violet
- X **DMC 743** Medium Yellow
- H **DMC 32** Dark Blueberry
- \+ **DMC 3823** Ultra Pale Yellow
- = **DMC 3836** Light Grape
- Z **DMC 3371** Black Brown
- A **DMC 3726** Dark Antique Mauve
- V **DMC 321** Red
- T **DMC 976** Medium Golden Brown
- N **DMC 815** Medium Garnet

Sewing shop in the snow needle book

Needlepoint pattern

Columns 108 to 160, rows 1 to 92. Gray squares: charted already, do not stitch again

This page is the dark part of the chart



Key

- ● **DMC 3747** Very Light Blue Violet
- ■ **DMC 154** Very Dark Grape
- ▲ **DMC 823** Dark Navy Blue
- ◆ **DMC 30** Medium Light Blueberry
- ▼ **DMC 3847** Dark Teal Green
- ★ **DMC 31** Blueberry
- ❖ **DMC 341** Light Blue Violet
- X **DMC 743** Medium Yellow
- \+ **DMC 3823** Ultra Pale Yellow
- = **DMC 3836** Light Grape
- Z **DMC 3371** Black Brown
- A **DMC 3726** Dark Antique Mauve
- V **DMC 321** Red
- T **DMC 976** Medium Golden Brown
- N **DMC 815** Medium Garnet