Flock and shepherd coming home

Needlepoint pattern | 160 x 120 stitches | 16 x 12 in (40.6 x 30.5 cm) on 10 mesh | 23 colors



How to stitch it



1. Each square is one tent stitch, up at 1, down at 2. Lines in continental, right to left, the canvas upside down for the next row; wide areas in basketweave.
2. Cut 18 in of thread. Start and end it without a knot left behind.
3. Mark the middle of the canvas. It is the outlined square on page 2, column 80, row 60 (DMC 437): start there. Count threads, not holes.
4. Go on from it: picture first, background last. Gray squares are on two pages: stitch them once.
5. Last, two more rows all round, each stitch in the color it lies beside: the seam hides them.

First time? How to needlepoint: flossfield.com/needlepoint/guides/how-to-start/
How to read a chart: flossfield.com/needlepoint/guides/how-to-read-a-chart/

What you need

Canvas: blank mono canvas, 10 mesh (10 threads to the inch), cut 20.5 in wide x 16.5 in high (52.1 x 41.9 cm).

Needle: blunt tapestry, size 18. Also masking tape for the cut edges, and small scissors.

Thread: pearl cotton size 3, 23 colors, about 42 skeins in all (an estimate). Stitch with 2 lengths together.

Make it a pillow: backing fabric, an insert the size of the stitching or an inch larger, and cord or piping for the edge. How to finish a pillow.

Thread list, DMC

			stitches	skeins
●	**3827**	Pale Golden Brown	2,072	4
■	**920**	Medium Copper	1,969	4
▲	**434**	Light Brown	1,621	3
◆	**3041**	Medium Antique Violet	1,334	3
▼	**3855**	Light Autumn Gold	1,281	2
★	**3042**	Light Antique Violet	1,222	2
❖	**3371**	Black Brown	1,157	2
X	**435**	Very Light Brown	1,074	2
H	**779**	Dark Cocoa	835	2
+	**758**	Very Light Terra Cotta	826	2
=	**922**	Light Copper	782	2
Z	**918**	Dark Red Copper	740	2
A	**433**	Medium Brown	687	2
V	**898**	Very Dark Coffee Brown	597	1
T	**745**	Light Pale Yellow	522	1
N	**3740**	Dark Antique Violet	497	1
S	**3821**	Straw	456	1
K	**437**	Light Tan	406	1
E	**977**	Light Golden Brown	368	1
C	**3860**	Cocoa	329	1
P	**223**	Light Shell Pink	219	1
U	**436**	Tan	137	1
L	**3861**	Light Cocoa	69	1

Skeins are estimates, with the two extra rows: the thread a stitch takes on the front and back of 10 mesh canvas, plus 30 percent, rounded up for each color.

Thread colors are approximate screen matches to DMC numbers. Check against real thread before you buy.

For your own stitching, gifts and handmade pieces you sell. Do not resell or share this PDF or copies of it.

Flock and shepherd coming home

Needlepoint pattern

Columns 1 to 84, rows 1 to 64. Start at the red outline

This page is the dark part of the chart



Key

- ● **DMC 3827** Pale Golden Brown
- ■ **DMC 920** Medium Copper
- ◆ **DMC 3041** Medium Antique Violet
- ▼ **DMC 3855** Light Autumn Gold
- ★ **DMC 3042** Light Antique Violet
- ❖ **DMC 3371** Black Brown
- **H** **DMC 779** Dark Cocoa
- **+** **DMC 758** Very Light Terra Cotta
- **=** **DMC 922** Light Copper
- **Z** **DMC 918** Dark Red Copper
- **V** **DMC 898** Very Dark Coffee Brown
- **T** **DMC 745** Light Pale Yellow
- **S** **DMC 3821** Straw
- **K** **DMC 437** Light Tan
- **E** **DMC 977** Light Golden Brown
- **C** **DMC 3860** Cocoa
- **P** **DMC 223** Light Shell Pink

Flock and shepherd coming home

Needlepoint pattern

Columns 85 to 160, rows 1 to 64. Gray squares: charted already, do not stitch again

This page is the dark part of the chart



Key

- ● **DMC 3827** Pale Golden Brown
- ■ **DMC 920** Medium Copper
- ▲ **DMC 434** Light Brown
- ◆ **DMC 3041** Medium Antique Violet
- ▼ **DMC 3855** Light Autumn Gold
- ★ **DMC 3042** Light Antique Violet
- ❖ **DMC 3371** Black Brown
- H **DMC 779** Dark Cocoa
- \+ **DMC 758** Very Light Terra Cotta
- = **DMC 922** Light Copper
- Z **DMC 918** Dark Red Copper
- A **DMC 433** Medium Brown
- V **DMC 898** Very Dark Coffee Brown
- T **DMC 745** Light Pale Yellow
- S **DMC 3821** Straw
- K **DMC 437** Light Tan
- E **DMC 977** Light Golden Brown
- C **DMC 3860** Cocoa
- U **DMC 436** Tan

Flock and shepherd coming home

Needlepoint pattern

Columns 1 to 84, rows 65 to 120. Gray squares: charted already, do not stitch again

This page is the dark part of the chart



Key

- **DMC 920** Medium Copper
- **DMC 434** Light Brown
- **DMC 3041** Medium Antique Violet
- **DMC 3042** Light Antique Violet
- **DMC 3371** Black Brown
- **DMC 435** Very Light Brown
- **DMC 779** Dark Cocoa
- **DMC 922** Light Copper
- **DMC 918** Dark Red Copper
- **DMC 433** Medium Brown
- **DMC 898** Very Dark Coffee Brown
- **DMC 745** Light Pale Yellow
- **DMC 3740** Dark Antique Violet
- **DMC 3821** Straw
- **DMC 437** Light Tan
- **DMC 977** Light Golden Brown
- **DMC 3860** Cocoa
- **DMC 3861** Light Cocoa

Flock and shepherd coming home

Needlepoint pattern

Columns 85 to 160, rows 65 to 120. Gray squares: charted already, do not stitch again

This page is the dark part of the chart



Key

- **DMC 920** Medium Copper
- **DMC 434** Light Brown
- **DMC 3041** Medium Antique Violet
- **DMC 3042** Light Antique Violet
- **DMC 3371** Black Brown
- **DMC 435** Very Light Brown
- **DMC 779** Dark Cocoa
- **DMC 922** Light Copper
- **DMC 918** Dark Red Copper
- **DMC 433** Medium Brown
- **DMC 898** Very Dark Coffee Brown
- **DMC 3740** Dark Antique Violet
- **DMC 3821** Straw
- **DMC 437** Light Tan
- **DMC 977** Light Golden Brown
- **DMC 3860** Cocoa
- **DMC 436** Tan
- **DMC 3861** Light Cocoa