1800s shepherd and sheep at evening

Needlepoint pattern | 140 x 140 stitches | 14 x 14 in (35.6 x 35.6 cm) on 10 mesh | 24 colors



How to stitch it



1. Each square is one tent stitch, up at 1, down at 2. Lines in continental, right to left, the canvas upside down for the next row; wide areas in basketweave.
2. Cut 18 in of thread. Start and end it without a knot left behind.
3. Mark the middle of the canvas. It is the outlined square on page 2, column 70, row 70 (DMC 734): start there. Count threads, not holes.
4. Go on from it: picture first, background last. Gray squares are on two pages: stitch them once.
5. Last, two more rows all round, each stitch in the color it lies beside: the seam hides them.

First time? How to needlepoint: flossfield.com/needlepoint/guides/how-to-start/
How to read a chart: flossfield.com/needlepoint/guides/how-to-read-a-chart/

What you need

Canvas: blank mono canvas, 10 mesh (10 threads to the inch), cut 18.5 in square (47 cm).

Needle: blunt tapestry, size 18. Also masking tape for the cut edges, and small scissors.

Thread: pearl cotton size 3, 24 colors, about 46 skeins in all (an estimate). Stitch with 2 lengths together.

Make it a pillow: backing fabric, an insert the size of the stitching or an inch larger, and cord or piping for the edge. How to finish a pillow.

Thread list, DMC

			stitches	skeins
●	**3042**	Light Antique Violet	1,874	4
■	**778**	Very Light Antique Mauve	1,224	2
▲	**934**	Black Avocado Green	1,211	3
◆	**936**	Very Dark Avocado Green	1,204	3
▼	**402**	Very Light Mahogany	1,169	2
★	**3855**	Light Autumn Gold	1,129	2
❖	**3861**	Light Cocoa	989	2
X	**758**	Very Light Terra Cotta	967	2
H	**842**	Very Light Beige Brown	959	2
+	**3740**	Dark Antique Violet	954	2
=	**734**	Light Olive Green	905	2
Z	**930**	Dark Antique Blue	795	2
A	**161**	Gray Blue	776	2
V	**746**	Off White	728	2
T	**898**	Very Dark Coffee Brown	725	2
N	**3371**	Black Brown	716	2
S	**3011**	Dark Khaki Green	712	2
K	**739**	Ultra Very Light Tan	688	2
E	**3750**	Very Dark Antique Blue	565	1
C	**435**	Very Light Brown	559	1
P	**433**	Medium Brown	457	1
U	**347**	Very Dark Salmon	180	1
L	**945**	Tawny	72	1
2	**3328**	Dark Salmon	42	1

Skeins are estimates, with the two extra rows: the thread a stitch takes on the front and back of 10 mesh canvas, plus 30 percent, rounded up for each color.

Thread colors are approximate screen matches to DMC numbers. Check against real thread before you buy.

For your own stitching, gifts and handmade pieces you sell. Do not resell or share this PDF or copies of it.

1800s shepherd and sheep at evening

Needlepoint pattern

Columns 1 to 74, rows 1 to 74. Start at the red outline

This page is the dark part of the chart



Key

- ● **DMC 3042** Light Antique Violet
- ■ **DMC 778** Very Light Antique Mauve
- ▼ **DMC 402** Very Light Mahogany
- ★ **DMC 3855** Light Autumn Gold
- ❖ **DMC 3861** Light Cocoa
- X **DMC 758** Very Light Terra Cotta
- H **DMC 842** Very Light Beige Brown
- \+ **DMC 3740** Dark Antique Violet
- = **DMC 734** Light Olive Green
- Z **DMC 930** Dark Antique Blue
- A **DMC 161** Gray Blue
- V **DMC 746** Off White
- T **DMC 898** Very Dark Coffee Brown
- N **DMC 3371** Black Brown
- K **DMC 739** Ultra Very Light Tan
- E **DMC 3750** Very Dark Antique Blue
- C **DMC 435** Very Light Brown
- P **DMC 433** Medium Brown
- L **DMC 945** Tawny

1800s shepherd and sheep at evening

Needlepoint pattern

Columns 75 to 140, rows 1 to 74. Gray squares: charted already, do not stitch again

This page is the dark part of the chart



Key

- ● **DMC 3042** Light Antique Violet
- ■ **DMC 778** Very Light Antique Mauve
- ▼ **DMC 402** Very Light Mahogany
- ❖ **DMC 3861** Light Cocoa
- X **DMC 758** Very Light Terra Cotta
- H **DMC 842** Very Light Beige Brown
- \+ **DMC 3740** Dark Antique Violet
- = **DMC 734** Light Olive Green
- Z **DMC 930** Dark Antique Blue
- A **DMC 161** Gray Blue
- V **DMC 746** Off White
- T **DMC 898** Very Dark Coffee Brown
- N **DMC 3371** Black Brown
- K **DMC 739** Ultra Very Light Tan
- E **DMC 3750** Very Dark Antique Blue
- C **DMC 435** Very Light Brown
- P **DMC 433** Medium Brown
- U **DMC 347** Very Dark Salmon
- L **DMC 945** Tawny
- 2 **DMC 3328** Dark Salmon

1800s shepherd and sheep at evening

Needlepoint pattern

Columns 1 to 74, rows 75 to 140. Gray squares: charted already, do not stitch again

This page is the dark part of the chart



Key

▲	**DMC 934** Black Avocado Green	=	**DMC 734** Light Olive Green	K	**DMC 739** Ultra Very Light Tan
◆	**DMC 936** Very Dark Avocado Green	Z	**DMC 930** Dark Antique Blue	E	**DMC 3750** Very Dark Antique Blue
★	**DMC 3855** Light Autumn Gold	A	**DMC 161** Gray Blue	C	**DMC 435** Very Light Brown
❖	**DMC 3861** Light Cocoa	V	**DMC 746** Off White	P	**DMC 433** Medium Brown
X	**DMC 758** Very Light Terra Cotta	T	**DMC 898** Very Dark Coffee Brown	U	**DMC 347** Very Dark Salmon
H	**DMC 842** Very Light Beige Brown	N	**DMC 3371** Black Brown	2	**DMC 3328** Dark Salmon
+	**DMC 3740** Dark Antique Violet	S	**DMC 3011** Dark Khaki Green		

1800s shepherd and sheep at evening

Needlepoint pattern

Columns 75 to 140, rows 75 to 140. Gray squares: charted already, do not stitch again

This page is the dark part of the chart



Key

▲	**DMC 934** Black Avocado Green	=	**DMC 734** Light Olive Green	K	**DMC 739** Ultra Very Light Tan
◆	**DMC 936** Very Dark Avocado Green	Z	**DMC 930** Dark Antique Blue	E	**DMC 3750** Very Dark Antique Blue
▼	**DMC 402** Very Light Mahogany	A	**DMC 161** Gray Blue	C	**DMC 435** Very Light Brown
★	**DMC 3855** Light Autumn Gold	V	**DMC 746** Off White	P	**DMC 433** Medium Brown
❖	**DMC 3861** Light Cocoa	T	**DMC 898** Very Dark Coffee Brown	U	**DMC 347** Very Dark Salmon
H	**DMC 842** Very Light Beige Brown	N	**DMC 3371** Black Brown	L	**DMC 945** Tawny
+	**DMC 3740** Dark Antique Violet	S	**DMC 3011** Dark Khaki Green	2	**DMC 3328** Dark Salmon