Siamese cats Christmas stocking

Needlepoint pattern | 143 x 234 stitches | 11 x 18 in (27.9 x 45.7 cm) on 13 mesh | 24 colors



How to stitch it



1. Each square is one tent stitch, up at 1, down at 2. Lines in continental, right to left, the canvas upside down for the next row; wide areas in basketweave.
2. Cut 18 in of thread. Start and end it without a knot left behind.
3. Mark the crossing 2 in from the top and right edges of the canvas. It is the outlined square, top right of page 2, column 143, row 1 (DMC 712): start there. Count threads, not holes.
4. The name first, where you put one on it, then downward, background as you go. Gray squares are on two pages: stitch them once. Empty squares stay bare.
5. Last, two more rows all round, each stitch in the color it lies beside: the seam hides them. Ask your finisher first.

The dashed box on the cuff is the place for a name, and the two red marks are its middle: type one on the pattern's page to have it charted.

First time? How to needlepoint: flossfield.com/needlepoint/guides/how-to-start/
How to read a chart: flossfield.com/needlepoint/guides/how-to-read-a-chart/

What you need

Canvas: blank mono canvas, 13 mesh (13 threads to the inch), cut 15.5 in wide x 22.5 in high (39.4 x 57.2 cm).

Needle: blunt tapestry, size 20. Also masking tape for the cut edges, and small scissors.

Thread: six-strand floss, 24 colors, about 47 skeins in all (an estimate). Stitch with 7 strands (8 if canvas shows).

Make it a stocking: a finisher, who backs and lines it (ask months before Christmas), or backing, lining, cord and a loop to sew it up yourself. How to finish a stocking.

Thread list, DMC

			stitches	skeins
●	712	Cream	3,435	6
■	3834	Dark Grape	3,395	6
▲	154	Very Dark Grape	1,954	3
◆	739	Ultra Very Light Tan	1,783	3
▼	3835	Medium Grape	1,371	3
★	738	Very Light Tan	1,353	2
❖	340	Medium Blue Violet	1,054	2
X	437	Light Tan	826	2
H	801	Dark Coffee Brown	810	2
+	3746	Dark Blue Violet	696	2
=	815	Medium Garnet	677	2
Z	898	Very Dark Coffee Brown	675	1
A	321	Red	661	1
V	211	Light Lavender	654	2
T	435	Very Light Brown	539	1
N	3863	Medium Mocha Beige	515	1
S	3371	Black Brown	456	1
K	3752	Very Light Antique Blue	433	1
E	932	Light Antique Blue	407	1
C	931	Medium Antique Blue	395	1
P	3750	Very Dark Antique Blue	311	1
U	3824	Light Apricot	299	1
L	350	Medium Coral	171	1
2	3843	Electric Blue	50	1

Skeins are estimates, with the two extra rows: the thread a stitch takes on the front and back of 13 mesh canvas, plus 30 percent, rounded up for each color.

Thread colors are approximate screen matches to DMC numbers. Check against real thread before you buy.

For your own stitching, gifts and handmade pieces you sell. Do not resell or share this PDF or copies of it.

Siamese cats Christmas stocking

Needlepoint pattern

Columns 62 to 143, rows 1 to 71. Start at the red outline

This page is the dark part of the chart

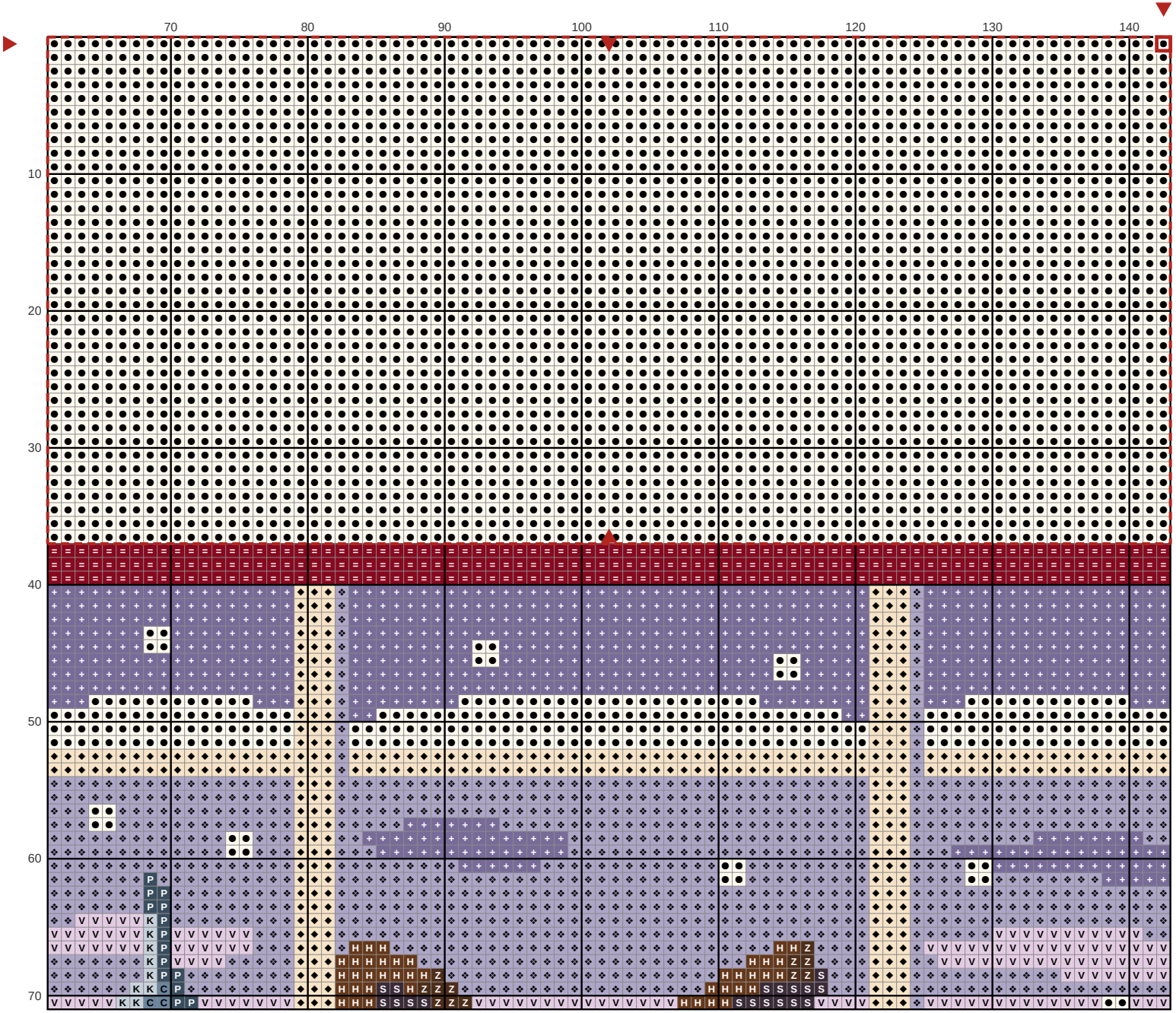

Key

- DMC 712 Cream
- DMC 739 Ultra Very Light Tan
- DMC 340 Medium Blue Violet
- DMC 801 Dark Coffee Brown
- DMC 3746 Dark Blue Violet
- DMC 815 Medium Garnet
- DMC 898 Very Dark Coffee Brown
- DMC 211 Light Lavender
- DMC 3371 Black Brown
- DMC 3752 Very Light Antique Blue
- DMC 931 Medium Antique Blue
- DMC 3750 Very Dark Antique Blue

Siamese cats Christmas stocking

Needlepoint pattern

Columns 61 to 143, rows 72 to 140. Gray squares: charted already, do not stitch again

This page is the dark part of the chart



Key

- ● **DMC 712** Cream
- ◆ **DMC 739** Ultra Very Light Tan
- ★ **DMC 738** Very Light Tan
- ❖ **DMC 340** Medium Blue Violet
- X **DMC 437** Light Tan
- H **DMC 801** Dark Coffee Brown
- = **DMC 815** Medium Garnet
- Z **DMC 898** Very Dark Coffee Brown
- A **DMC 321** Red
- V **DMC 211** Light Lavender
- T **DMC 435** Very Light Brown
- N **DMC 3863** Medium Mocha Beige
- S **DMC 3371** Black Brown
- K **DMC 3752** Very Light Antique Blue
- E **DMC 932** Light Antique Blue
- C **DMC 931** Medium Antique Blue
- P **DMC 3750** Very Dark Antique Blue
- U **DMC 3824** Light Apricot
- L **DMC 350** Medium Coral
- 2 **DMC 3843** Electric Blue

Siamese cats Christmas stocking

Needlepoint pattern

Columns 1 to 72, rows 141 to 234. Gray squares: charted already, do not stitch again

This page is the dark part of the chart

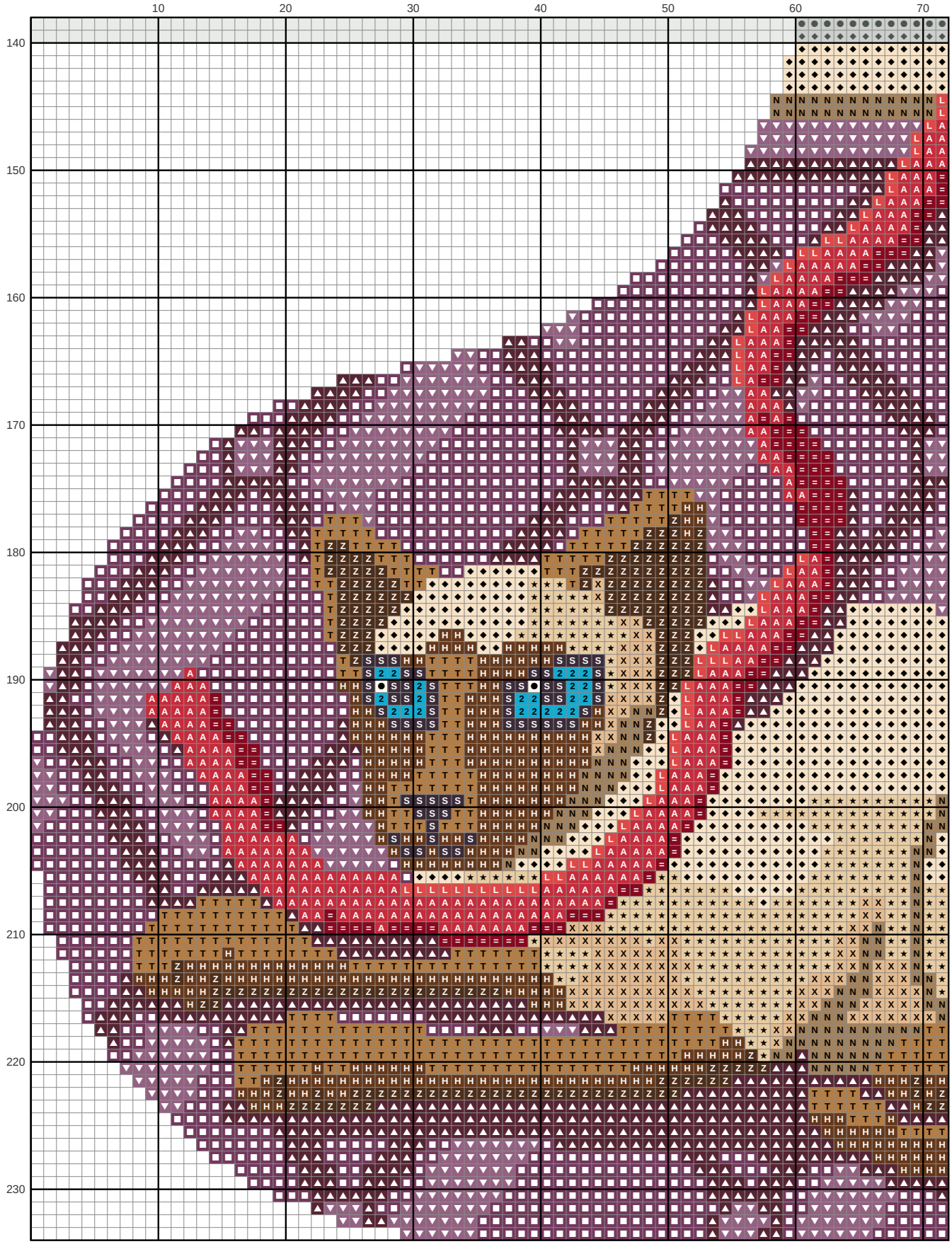

Siamese cats Christmas stocking

Needlepoint pattern

Columns 73 to 143, rows 141 to 234. Gray squares: charted already, do not stitch again

This page is the dark part of the chart

