Sailboat in a ring of naval flags

Needlepoint pattern | 140 x 140 stitches | 14 x 14 in (35.6 x 35.6 cm) on 10 mesh | 23 colors



Thread key, DMC

			stitches	yards	skeins
●	**3810**	Dark Turquoise	6,389	79	10
□	**797**	Royal Blue	1,303	17	2
▲	**3865**	Winter White	1,274	16	2
◆	**3752**	Very Light Antique Blue	1,094	14	2
▼	**801**	Dark Coffee Brown	1,009	13	2
★	**932**	Light Antique Blue	1,002	13	2
❖	**725**	Medium Light Topaz	871	11	2
X	**666**	Bright Red	842	11	2
O	**754**	Light Peach	773	10	2
+	**739**	Ultra Very Light Tan	697	9	2
=	**992**	Light Aquamarine	677	9	2
Z	**745**	Light Pale Yellow	596	8	1
A	**712**	Cream	576	8	1
V	**3847**	Dark Teal Green	491	7	1
T	**3341**	Apricot	431	6	1
N	**3814**	Aquamarine	361	5	1
S	**3828**	Hazelnut Brown	289	4	1
K	**310**	Black	253	4	1
E	**964**	Light Seagreen	229	3	1
C	**3041**	Medium Antique Violet	183	3	1
P	**500**	Very Dark Blue Green	139	2	1
U	**3823**	Ultra Pale Yellow	111	2	1
L	**3042**	Light Antique Violet	10	1	1

One chart square is one tent stitch over one canvas intersection.

Cut the canvas at least 18 x 18 in (45.7 x 45.7 cm) for 10 mesh: the design and 2 in (5.1 cm) of margin on every side.

19,600 stitches in all. Start from the center: a red arrow above the chart marks the center column, and one to the left of it the center row. The arrows are on the pages those lines cross.

The chart is divided evenly over 4 pages. Where chart pages join, gray squares repeat two rows or columns. The small picture at the top of each chart page shows which part it is.

Thread: pearl cotton size 3, 2 strands in the needle on 10 mesh, about 42 skeins of 16.4 yd in all. Or six-strand floss, 8 to 10 strands, about 60 skeins of 8.7 yd; or tapestry wool, 1 strand, about 40 skeins of 8.7 yd; or Persian wool, 3 strands, about 43 skeins of 8 yd. Wool is numbered differently: match it by eye. Needle: tapestry, size 16 or 18.

Yards and skeins are estimates: the thread a stitch takes on the front and back of 10 mesh canvas, plus 30 percent, rounded up for each color (about 255 yards in all, as the thread lies in the needle).

Thread colors are approximate screen matches to DMC numbers. Check against real thread before you buy.

Make it a pillow: also have backing fabric, an insert the size of the stitching or an inch larger, and cord or piping for the edge. The seam takes the last two rows: stitch two extra rows all round, or keep the edge plain. "How to finish a pillow" is a guide linked from this pattern's page.

For your own stitching, gifts and handmade pieces you sell. Do not resell or share this PDF or copies of it.

Sailboat in a ring of naval flags

Needlepoint pattern

Chart 1 of 4: columns 1 to 70, rows 1 to 70

This page is the dark part of the chart



Key

- ● **DMC 3810** Dark Turquoise
- ■ **DMC 797** Royal Blue
- ▲ **DMC 3865** Winter White
- ◆ **DMC 3752** Very Light Antique Blue
- ▼ **DMC 801** Dark Coffee Brown
- ★ **DMC 932** Light Antique Blue
- ❖ **DMC 725** Medium Light Topaz
- X **DMC 666** Bright Red
- O **DMC 754** Light Peach
- \+ **DMC 739** Ultra Very Light Tan
- Z **DMC 745** Light Pale Yellow
- A **DMC 712** Cream
- T **DMC 3341** Apricot
- K **DMC 310** Black

Sailboat in a ring of naval flags

Needlepoint pattern

This page is the dark part of the chart

Chart 2 of 4: columns 71 to 140, rows 1 to 70; gray squares repeat columns 69 and 70



Key

- ● **DMC 3810** Dark Turquoise
- ■ **DMC 797** Royal Blue
- ▲ **DMC 3865** Winter White
- ◆ **DMC 3752** Very Light Antique Blue
- ▼ **DMC 801** Dark Coffee Brown
- ★ **DMC 932** Light Antique Blue
- ❖ **DMC 725** Medium Light Topaz
- X **DMC 666** Bright Red
- O **DMC 754** Light Peach
- \+ **DMC 739** Ultra Very Light Tan
- Z **DMC 745** Light Pale Yellow
- A **DMC 712** Cream
- T **DMC 3341** Apricot
- S **DMC 3828** Hazelnut Brown
- K **DMC 310** Black
- C **DMC 3041** Medium Antique Violet

Sailboat in a ring of naval flags

Needlepoint pattern

Chart 3 of 4: columns 1 to 70, rows 71 to 140; gray squares repeat rows 69 and 70

This page is the dark part of the chart



Key

●	**DMC 3810** Dark Turquoise	O	**DMC 754** Light Peach	N	**DMC 3814** Aquamarine
■	**DMC 797** Royal Blue	+	**DMC 739** Ultra Very Light Tan	S	**DMC 3828** Hazelnut Brown
▲	**DMC 3865** Winter White	=	**DMC 992** Light Aquamarine	K	**DMC 310** Black
◆	**DMC 3752** Very Light Antique Blue	Z	**DMC 745** Light Pale Yellow	E	**DMC 964** Light Seagreen
▼	**DMC 801** Dark Coffee Brown	A	**DMC 712** Cream	P	**DMC 500** Very Dark Blue Green
❖	**DMC 725** Medium Light Topaz	V	**DMC 3847** Dark Teal Green	U	**DMC 3823** Ultra Pale Yellow
X	**DMC 666** Bright Red	T	**DMC 3341** Apricot		

Sailboat in a ring of naval flags

Needlepoint pattern

This page is the dark part of the chart

Chart 4 of 4: columns 71 to 140, rows 71 to 140; gray squares repeat columns 69 and 70 and rows 69 and 70



Key

- ● **DMC 3810** Dark Turquoise
- ■ **DMC 797** Royal Blue
- ▲ **DMC 3865** Winter White
- ◆ **DMC 3752** Very Light Antique Blue
- ▼ **DMC 801** Dark Coffee Brown
- ★ **DMC 932** Light Antique Blue
- ❖ **DMC 725** Medium Light Topaz
- X **DMC 666** Bright Red
- O **DMC 754** Light Peach
- \+ **DMC 739** Ultra Very Light Tan
- = **DMC 992** Light Aquamarine
- Z **DMC 745** Light Pale Yellow
- A **DMC 712** Cream
- V **DMC 3847** Dark Teal Green
- T **DMC 3341** Apricot
- N **DMC 3814** Aquamarine
- S **DMC 3828** Hazelnut Brown
- K **DMC 310** Black
- E **DMC 964** Light Seagreen
- C **DMC 3041** Medium Antique Violet
- P **DMC 500** Very Dark Blue Green
- L **DMC 3042** Light Antique Violet