Small nativity in a walnut shell

Needlepoint pattern | 90 x 90 stitches | 5 x 5 in (12.7 x 12.7 cm) on 18 mesh | 16 colors



How to stitch it



1. Each square is one tent stitch, up at 1, down at 2. Lines in continental, right to left, the canvas upside down for the next row; wide areas in basketweave.
2. Cut 18 in of thread. Start and end it without a knot left behind.
3. Mark the middle of the canvas. It is the outlined square on page 2, column 45, row 45 (DMC 801): start there. Count threads, not holes.
4. Go on from it: picture first, background last. Gray squares are on two pages: stitch them once.
5. Last, two more rows all round, each stitch in the color it lies beside: the opening's edge hides them.

First time? How to needlepoint: flossfield.com/needlepoint/guides/how-to-start/
How to read a chart: flossfield.com/needlepoint/guides/how-to-read-a-chart/

What you need

Canvas: blank mono canvas, 18 mesh (18 threads to the inch), cut 9.5 in square (24.1 cm).

Needle: blunt tapestry, size 22. Also masking tape for the cut edges, and small scissors.

Thread: six-strand floss, 16 colors, about 19 skeins in all (an estimate). Stitch with 4 strands (5 or 6 if canvas shows).

Fit it into a lid: the box or tray, acid-free board and backing. Measure the opening first.
How to fit it into a lid.

Thread list, DMC

			stitches	skeins
●	**823**	Dark Navy Blue	2,094	3
■	**801**	Dark Coffee Brown	1,538	2
▲	**437**	Light Tan	664	1
◆	**BLANC**	White	614	1
▼	**434**	Light Brown	580	1
★	**745**	Light Pale Yellow	566	1
❖	**783**	Medium Topaz	377	1
X	**3325**	Light Baby Blue	337	1
H	**500**	Very Dark Blue Green	291	1
+	**502**	Blue Green	239	1
=	**312**	Very Dark Baby Blue	208	1
Z	**945**	Tawny	174	1
A	**322**	Dark Baby Blue	144	1
V	**3822**	Light Straw	109	1
T	**815**	Medium Garnet	102	1
N	**321**	Red	63	1

Skeins are estimates, with the two extra rows: the thread a stitch takes on the front and back of 18 mesh canvas, plus 30 percent, rounded up for each color.

Thread colors are approximate screen matches to DMC numbers. Check against real thread before you buy.

For your own stitching, gifts and handmade pieces you sell. Do not resell or share this PDF or copies of it.

Small nativity in a walnut shell

Needlepoint pattern

Columns 1 to 49, rows 1 to 90. Start at the red outline

This page is the dark part of the chart



Key

- **DMC 823** Dark Navy Blue
- **DMC 801** Dark Coffee Brown
- **DMC 437** Light Tan
- **DMC BLANC** White
- **DMC 434** Light Brown
- **DMC 745** Light Pale Yellow
- **DMC 783** Medium Topaz
- **DMC 3325** Light Baby Blue
- **DMC 500** Very Dark Blue Green
- **DMC 502** Blue Green
- **DMC 312** Very Dark Baby Blue
- **DMC 945** Tawny
- **DMC 322** Dark Baby Blue
- **DMC 3822** Light Straw
- **DMC 815** Medium Garnet
- **DMC 321** Red

Small nativity in a walnut shell

Needlepoint pattern

Columns 50 to 90, rows 1 to 90. Gray squares: charted already, do not stitch again

This page is the dark part of the chart



Key

- **DMC 823** Dark Navy Blue
- **DMC 801** Dark Coffee Brown
- **DMC 437** Light Tan
- **DMC BLANC** White
- **DMC 434** Light Brown
- **DMC 745** Light Pale Yellow
- **DMC 783** Medium Topaz
- **DMC 3325** Light Baby Blue
- **DMC 500** Very Dark Blue Green
- **DMC 502** Blue Green
- **DMC 312** Very Dark Baby Blue
- **DMC 945** Tawny
- **DMC 3822** Light Straw
- **DMC 815** Medium Garnet