# Black dog stocking: spaniel with lantern

Needlepoint pattern | 143 x 234 stitches | 11 x 18 in (27.9 x 45.7 cm) on 13 mesh | 22 colors



## How to stitch it




1. Each square is one tent stitch, up at 1, down at 2. Lines in continental, right to left, the canvas upside down for the next row; wide areas in basketweave.
2. Cut 18 in of thread. Start and end it without a knot left behind.
3. Mark the crossing 2 in from the top and right edges of the canvas. It is the outlined square, top right of page 2, column 143, row 1 (DMC 823): start there. Count threads, not holes.
4. The name first, where you put one on it, then downward, background as you go. Gray squares are on two pages: stitch them once. Empty squares stay bare.
5. Last, two more rows all round, each stitch in the color it lies beside: the seam hides them. Ask your finisher first.

The dashed box on the cuff is the place for a name, and the two red marks are its middle: type one on the pattern's page to have it charted.

First time? How to needlepoint: flossfield.com/needlepoint/guides/how-to-start/
How to read a chart: flossfield.com/needlepoint/guides/how-to-read-a-chart/

## What you need

**Canvas:** blank mono canvas, 13 mesh (13 threads to the inch), cut 15.5 in wide x 22.5 in high (39.4 x 57.2 cm).

**Needle:** blunt tapestry, size 20. Also masking tape for the cut edges, and small scissors.

**Thread:** six-strand floss, 22 colors, about 49 skeins in all (an estimate). Stitch with 7 strands (8 if canvas shows).

**Make it a stocking:** a finisher, who backs and lines it (ask months before Christmas), or backing, lining, cord and a loop to sew it up yourself. How to finish a stocking.

## Thread list, DMC

| | | | stitches | skeins |
|---|---|---|---|---|
| ● | **3756** | Ultra Very Light Baby Blue | 3,370 | 6 |
| ■ | **823** | Dark Navy Blue | 2,981 | 5 |
| ▲ | **334** | Medium Baby Blue | 2,717 | 5 |
| ◆ | **775** | Very Light Baby Blue | 2,369 | 4 |
| ▼ | **3755** | Baby Blue | 2,366 | 4 |
| ★ | **939** | Very Dark Navy Blue | 1,865 | 3 |
| ❖ | **310** | Black | 1,406 | 3 |
| X | **336** | Navy Blue | 1,014 | 2 |
| H | **3865** | Winter White | 936 | 2 |
| + | **322** | Dark Baby Blue | 762 | 2 |
| = | **312** | Very Dark Baby Blue | 676 | 2 |
| Z | **745** | Light Pale Yellow | 522 | 1 |
| A | **3750** | Very Dark Antique Blue | 395 | 1 |
| V | **3823** | Ultra Pale Yellow | 354 | 1 |
| T | **3371** | Black Brown | 197 | 1 |
| N | **743** | Medium Yellow | 194 | 1 |
| S | **898** | Very Dark Coffee Brown | 194 | 1 |
| K | **930** | Dark Antique Blue | 176 | 1 |
| E | **780** | Ultra Very Dark Topaz | 137 | 1 |
| C | **433** | Medium Brown | 105 | 1 |
| P | **783** | Medium Topaz | 105 | 1 |
| U | **931** | Medium Antique Blue | 79 | 1 |

Skeins are estimates, with the two extra rows: the thread a stitch takes on the front and back of 13 mesh canvas, plus 30 percent, rounded up for each color.

Thread colors are approximate screen matches to DMC numbers. Check against real thread before you buy.

For your own stitching, gifts and handmade pieces you sell. Do not resell or share this PDF or copies of it.

# Black dog stocking: spaniel with lantern

Needlepoint pattern

Columns 62 to 143, rows 1 to 71. Start at the red outline

This page is the dark part of the chart




## Key

- **DMC 3756** Ultra Very Light Baby Blue
- **DMC 823** Dark Navy Blue
- **DMC 334** Medium Baby Blue
- **DMC 775** Very Light Baby Blue
- **DMC 3755** Baby Blue
- **DMC 939** Very Dark Navy Blue
- **DMC 336** Navy Blue
- **DMC 3865** Winter White
- **DMC 322** Dark Baby Blue
- **DMC 312** Very Dark Baby Blue

# Black dog stocking: spaniel with lantern

Needlepoint pattern

Columns 61 to 143, rows 72 to 140. Gray squares: charted already, do not stitch again

This page is the dark part of the chart




## Key

- **DMC 3756** Ultra Very Light Baby Blue
- **DMC 823** Dark Navy Blue
- **DMC 334** Medium Baby Blue
- **DMC 775** Very Light Baby Blue
- **DMC 3755** Baby Blue
- **DMC 939** Very Dark Navy Blue
- **DMC 310** Black
- **DMC 336** Navy Blue
- **DMC 3865** Winter White
- **DMC 322** Dark Baby Blue
- **DMC 312** Very Dark Baby Blue

# Black dog stocking: spaniel with lantern Needlepoint pattern

Columns 1 to 72, rows 141 to 234. Gray squares: charted already, do not stitch again

This page is the dark part of the chart



# Black dog stocking: spaniel with lantern Needlepoint pattern

Columns 73 to 143, rows 141 to 234. Gray squares: charted already, do not stitch again

This page is the dark part of the chart

