Stand tall, pines and a camp

Needlepoint pattern | 171 x 144 stitches | 17.1 x 14.4 in (43.4 x 36.6 cm) on 10 mesh | 14 colors



How to stitch it



1. Each square is one tent stitch, up at 1, down at 2. Lines in continental, right to left, the canvas upside down for the next row; wide areas in basketweave.
2. Cut 18 in of thread. Start and end it without a knot left behind.
3. Mark the middle of the canvas. It is the outlined square on page 2, column 86, row 72 (DMC 322): start there. Count threads, not holes.
4. Go on from it: picture first, background last. Gray squares are on two pages: stitch them once.
5. Last, two more rows all round in DMC 3841: the seam hides them.

First time? How to needlepoint: flossfield.com/needlepoint/guides/how-to-start/
How to read a chart: flossfield.com/needlepoint/guides/how-to-read-a-chart/

What you need

Canvas: blank mono canvas, 10 mesh (10 threads to the inch), cut 21.5 in wide x 19 in high (54.6 x 48.3 cm).

Needle: blunt tapestry, size 18. Also masking tape for the cut edges, and small scissors.

Thread: pearl cotton size 3, 14 colors, about 47 skeins in all (an estimate). Stitch with 2 lengths together.

Make it a pillow: backing fabric, an insert the size of the stitching or an inch larger, and cord or piping for the edge. How to finish a pillow.

Thread list, DMC

			stitches	skeins
●	**3841**	Pale Baby Blue	15,648	26
■	**939**	Very Dark Navy Blue	3,070	5
▲	**312**	Very Dark Baby Blue	1,441	3
◆	**322**	Dark Baby Blue	886	2
▼	**3755**	Baby Blue	864	2
★	**336**	Navy Blue	573	1
❖	**334**	Medium Baby Blue	491	1
X	**3865**	Winter White	402	1
H	**3325**	Light Baby Blue	321	1
+	**783**	Medium Topaz	263	1
=	**975**	Dark Golden Brown	230	1
Z	**3820**	Dark Straw	185	1
A	**300**	Very Dark Mahogany	159	1
V	**745**	Light Pale Yellow	91	1

Skeins are estimates, with the two extra rows: the thread a stitch takes on the front and back of 10 mesh canvas, plus 30 percent, rounded up for each color.

Thread colors are approximate screen matches to DMC numbers. Check against real thread before you buy.

For your own stitching, gifts and handmade pieces you sell. Do not resell or share this PDF or copies of it.

Stand tall, pines and a camp

Needlepoint pattern

Columns 1 to 86, rows 1 to 72. Start at the red outline

This page is the dark part of the chart



Key

- DMC 3841 Pale Baby Blue
- DMC 939 Very Dark Navy Blue
- DMC 312 Very Dark Baby Blue
- DMC 322 Dark Baby Blue
- DMC 3755 Baby Blue
- DMC 336 Navy Blue
- DMC 334 Medium Baby Blue
- X DMC 3865 Winter White

Stand tall, pines and a camp

Needlepoint pattern

Columns 87 to 171, rows 1 to 72. Gray squares: charted already, do not stitch again

This page is the dark part of the chart



Key

- DMC 3841 Pale Baby Blue
- DMC 939 Very Dark Navy Blue
- DMC 312 Very Dark Baby Blue
- DMC 322 Dark Baby Blue
- DMC 3755 Baby Blue
- DMC 336 Navy Blue
- DMC 334 Medium Baby Blue
- X DMC 3865 Winter White

Stand tall, pines and a camp

Needlepoint pattern

Columns 1 to 86, rows 73 to 144. Gray squares: charted already, do not stitch again

This page is the dark part of the chart



Key

- ● **DMC 3841** Pale Baby Blue
- ■ **DMC 939** Very Dark Navy Blue
- ▲ **DMC 312** Very Dark Baby Blue
- ◆ **DMC 322** Dark Baby Blue
- ▼ **DMC 3755** Baby Blue
- ★ **DMC 336** Navy Blue
- ❖ **DMC 334** Medium Baby Blue
- X **DMC 3865** Winter White
- H **DMC 3325** Light Baby Blue
- \+ **DMC 783** Medium Topaz
- = **DMC 975** Dark Golden Brown
- Z **DMC 3820** Dark Straw
- A **DMC 300** Very Dark Mahogany

Stand tall, pines and a camp

Needlepoint pattern

Columns 87 to 171, rows 73 to 144. Gray squares: charted already, do not stitch again

This page is the dark part of the chart



Key

- DMC 3841 Pale Baby Blue
- DMC 939 Very Dark Navy Blue
- DMC 312 Very Dark Baby Blue
- DMC 322 Dark Baby Blue
- DMC 3755 Baby Blue
- DMC 336 Navy Blue
- DMC 334 Medium Baby Blue
- DMC 3865 Winter White
- DMC 3325 Light Baby Blue
- DMC 783 Medium Topaz
- DMC 975 Dark Golden Brown
- DMC 3820 Dark Straw
- DMC 300 Very Dark Mahogany
- DMC 745 Light Pale Yellow